

---

---

**Identification cards — Contactless  
integrated circuit(s) cards — Proximity  
cards —**

Part 2:

**Radio frequency power and signal  
interface**

AMENDMENT 1: Bit rates of  $fc/64$ ,  $fc/32$  and  
 $fc/16$

*Cartes d'identification — Cartes à circuit(s) intégré(s) sans contact —  
Cartes de proximité —*

*Partie 2: Interface radio fréquence et des signaux de communication*

*AMENDEMENT 1: Débits binaires de  $fc/64$ ,  $fc/32$  et  $fc/16$*

**PDF disclaimer**

This PDF file may contain embedded typefaces. In accordance with Adobe's licensing policy, this file may be printed or viewed but shall not be edited unless the typefaces which are embedded are licensed to and installed on the computer performing the editing. In downloading this file, parties accept therein the responsibility of not infringing Adobe's licensing policy. The ISO Central Secretariat accepts no liability in this area.

Adobe is a trademark of Adobe Systems Incorporated.

Details of the software products used to create this PDF file can be found in the General Info relative to the file; the PDF-creation parameters were optimized for printing. Every care has been taken to ensure that the file is suitable for use by ISO member bodies. In the unlikely event that a problem relating to it is found, please inform the Central Secretariat at the address given below.

© ISO/IEC 2005

All rights reserved. Unless otherwise specified, no part of this publication may be reproduced or utilized in any form or by any means, electronic or mechanical, including photocopying and microfilm, without permission in writing from either ISO at the address below or ISO's member body in the country of the requester.

ISO copyright office  
Case postale 56 • CH-1211 Geneva 20  
Tel. + 41 22 749 01 11  
Fax + 41 22 749 09 47  
E-mail [copyright@iso.org](mailto:copyright@iso.org)  
Web [www.iso.org](http://www.iso.org)

Published in Switzerland

## Foreword

ISO (the International Organization for Standardization) and IEC (the International Electrotechnical Commission) form the specialized system for worldwide standardization. National bodies that are members of ISO or IEC participate in the development of International Standards through technical committees established by the respective organization to deal with particular fields of technical activity. ISO and IEC technical committees collaborate in fields of mutual interest. Other international organizations, governmental and non-governmental, in liaison with ISO and IEC, also take part in the work. In the field of information technology, ISO and IEC have established a joint technical committee, ISO/IEC JTC 1.

International Standards are drafted in accordance with the rules given in the ISO/IEC Directives, Part 2.

The main task of the joint technical committee is to prepare International Standards. Draft International Standards adopted by the joint technical committee are circulated to national bodies for voting. Publication as an International Standard requires approval by at least 75 % of the national bodies casting a vote.

Attention is drawn to the possibility that some of the elements of this document may be the subject of patent rights. ISO and IEC shall not be held responsible for identifying any or all such patent rights.

Amendment 1 to ISO/IEC 14443-2:2001 was prepared by Joint Technical Committee ISO/IEC JTC 1, *Information technology*, Subcommittee SC 17, *Cards and personal identification*.



Identification cards — Contactless integrated circuit(s) cards — Proximity cards —

Part 2:  
Radio frequency power and signal interface

AMENDMENT 1: Bit rates of  $f_c/64$ ,  $f_c/32$  and  $f_c/16$

Page 3, clause 7

Replace last sentence with the following:

"Figures 1 and Amd.1-1 illustrate the concepts described in the following clauses."

Page 4, clause 7

Replace figure 1 with the following:

"

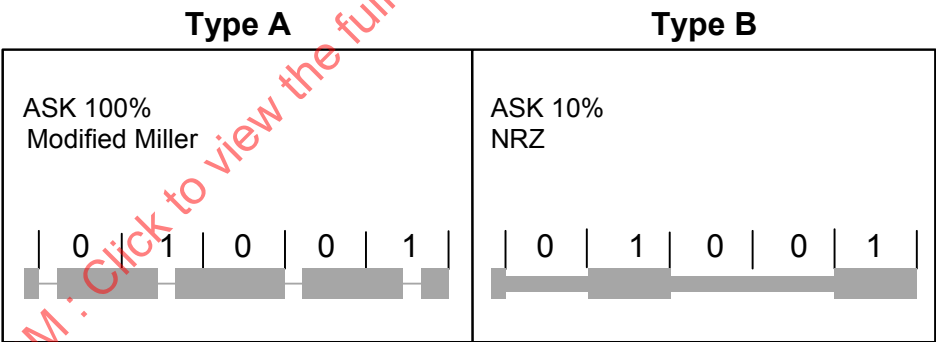


Figure 1 — Example PCD to PICC communication signals for Type A and Type B interfaces

"

Add the following new figure after figure 1:

"

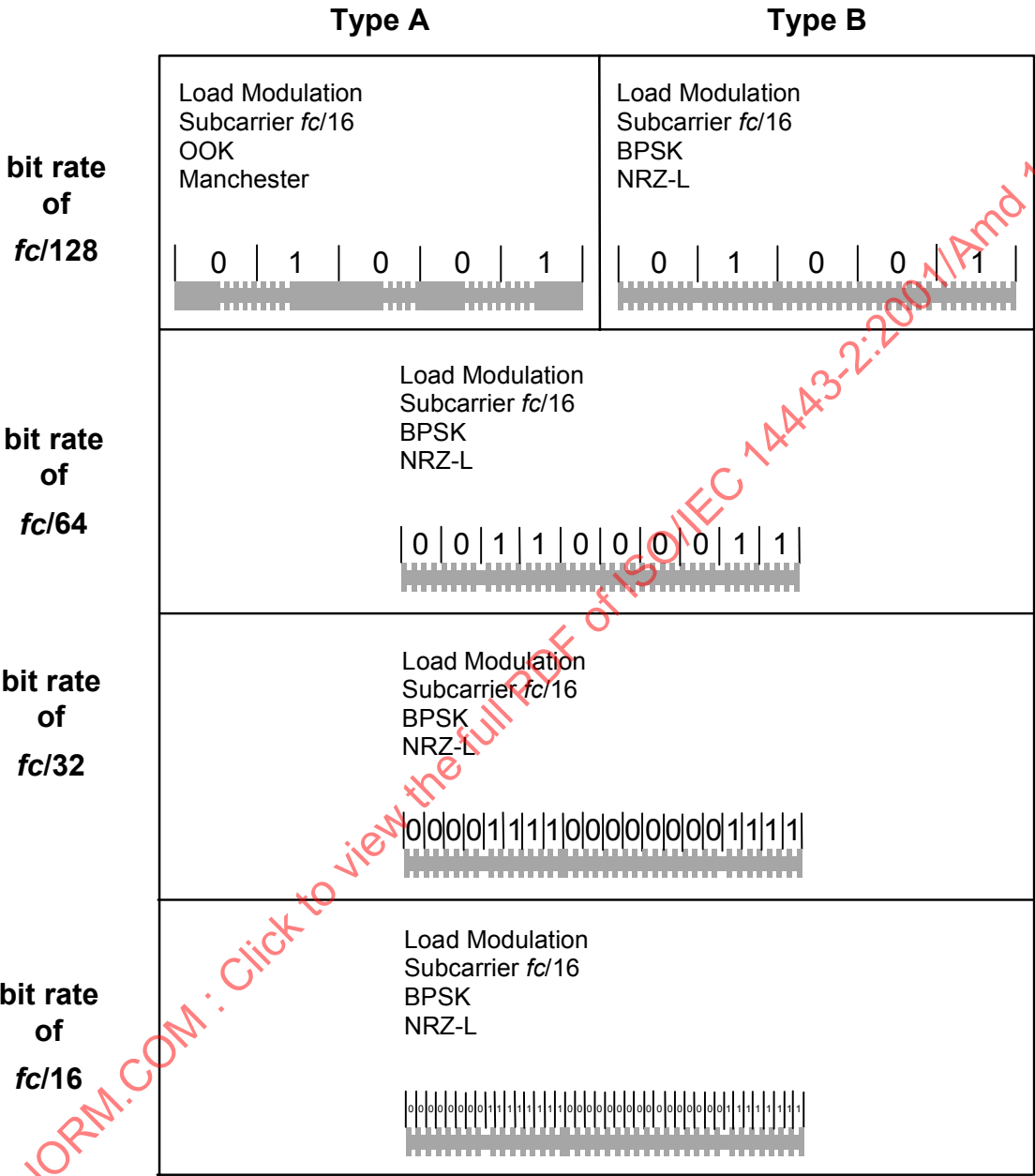


Figure Amd.1-1 — Example PICC to PCD communication signals for Type A and Type B interfaces

"

*Page 4, subclause 8.1.1*

Add the following text at the end of the subclause:

"The bit rate for the transmission after initialization and anticollision shall be one of the following:

- $fc/128$  (~106 kbit/s),
- $fc/64$  (~212 kbit/s),
- $fc/32$  (~424 kbit/s),
- $fc/16$  (~847 kbit/s)."

*Page 4, subclause 8.1.2*

Insert new subclause 8.1.2.1 with the following title and move all existing text and figures of subclause 8.1.2 into this new subclause 8.1.2.1:

**"8.1.2.1 Modulation for a bit rate of  $fc/128$ "**

*Page 5, subclause 8.1.2 that has been renumbered to 8.1.2.1*

Replace the title of figure 2 with the following: **"Pause for a bit rate of  $fc/128$ "**

*Page 6, subclause 8.1.2 that has been renumbered to 8.1.2.1*

Delete the NOTE in figure 3 and replace the title of figure 3 with the following: **"Definition of "End of Pause" for a bit rate of  $fc/128$ "**

*Page 6, subclause 8.1.2*

Insert the following new subclause 8.1.2.2 after subclause 8.1.2.1:

**"8.1.2.2 Modulation for bit rates of  $fc/64$ ,  $fc/32$  and  $fc/16$ "**

Communication from PCD to PICC for bit rates of  $fc/64$  (~212 kbit/s),  $fc/32$  (~424 kbit/s) and  $fc/16$  (~847 kbit/s) shall use the modulation principle of ASK of the RF operating field to create a pause as shown in figure Amd.1-2.

The envelope of the PCD field shall decrease monotonically to less than 60% of its initial value. This envelope shall comply with figure Amd.1-2.

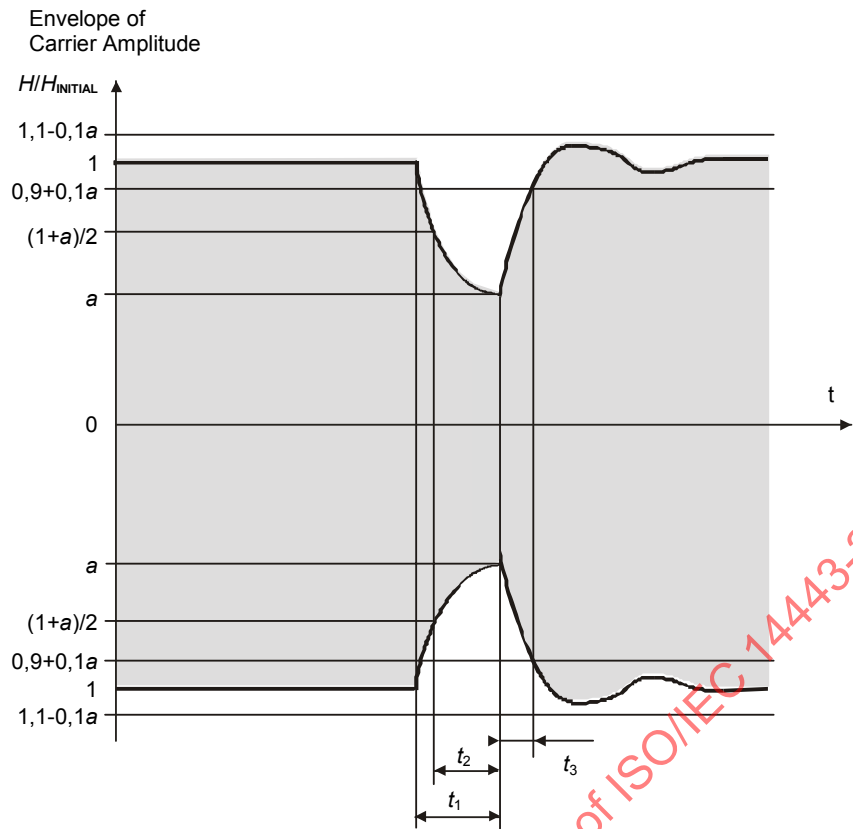


Figure Amd.1-2 — Pause for bit rates of  $fc/64$ ,  $fc/32$  and  $fc/16$

Overshoots shall remain within  $\pm 0,1 \times (1-a)$  of  $H_{\text{INITIAL}}$ .

The parameter  $a$  in figure Amd.1-2 shall be between 0 and 0,6 for bit rates of  $fc/64$ ,  $fc/32$  and  $fc/16$ .

The parameters  $t_1$ ,  $t_2$  and  $t_3$  are specified in table1.

Table 1 — Modulation timing

Timing parameter	Bit rate					
	$fc/64$		$fc/32$		$fc/16$	
	Min	Max	Min	Max	Min	Max
$t_1$	$15/fc$	$20/fc$	$8/fc$	$10/fc$	$4/fc$	$5/fc$
$t_2$	$8/fc$	$t_1$	$4/fc$	$t_1$	$2/fc$	$t_1$
$t_3$	0	$12/fc$	0	$10/fc$	0	$8/fc$



Page 6, subclause 8.1.3

Add the following text, figure and table after definition of sequence Z (after fourth line):

"Figure Amd.1-3, together with the timing parameters in table 2, illustrates sequences X, Y and Z.

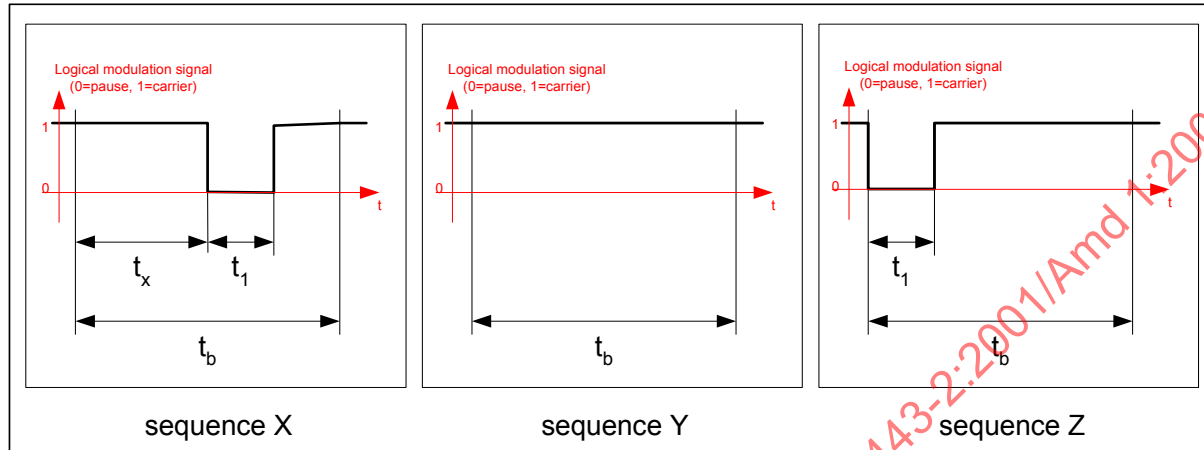


Figure Amd.1-3 — Signal shapes for sequences

Table 2 — Parameters for sequences

Parameter	Bit rate			
	$fc/128$	$fc/64$	$fc/32$	$fc/16$
$t_b$	$128/fc$	$64/fc$	$32/fc$	$16/fc$
$t_x$	$64/fc$	$32/fc$	$16/fc$	$8/fc$
$t_1$	see $t_1$ of figure 2			

"

Page 7, subclause 8.2.1

Add the following text at the end of the subclause:

"The bit rate for the transmission after initialization and anticollision shall be one of the following:

- $fc/128$  (~106 kbit/s),
- $fc/64$  (~212 kbit/s),
- $fc/32$  (~424 kbit/s),
- $fc/16$  (~847 kbit/s)."

Page 7, subclause 8.2.4

Replace the last sentence of the subclause with the following:

"At the bit rate of  $fc/128$  the subcarrier is modulated using OOK with the sequences defined in 8.2.5.1. At bit rates of  $fc/64$ ,  $fc/32$  and  $fc/16$  the subcarrier is modulated using BPSK with the sequences defined in 8.2.5.2."