
**Information technology —
Telecommunications and information
exchange between systems — Private
Integrated Services Network —
Inter-exchange signalling protocol —
Call Offer supplementary service**

*Technologies de l'information — Télécommunications et échange
d'information entre systèmes — Réseau privé à intégration de
services — Protocole de signalisation d'interéchange — Service
supplémentaire d'offre d'appel*

PDF disclaimer

This PDF file may contain embedded typefaces. In accordance with Adobe's licensing policy, this file may be printed or viewed but shall not be edited unless the typefaces which are embedded are licensed to and installed on the computer performing the editing. In downloading this file, parties accept therein the responsibility of not infringing Adobe's licensing policy. The ISO Central Secretariat accepts no liability in this area.

Adobe is a trademark of Adobe Systems Incorporated.

Details of the software products used to create this PDF file can be found in the General Info relative to the file; the PDF-creation parameters were optimized for printing. Every care has been taken to ensure that the file is suitable for use by ISO member bodies. In the unlikely event that a problem relating to it is found, please inform the Central Secretariat at the address given below.

IECNORM.COM : Click to view the full PDF of ISO/IEC 14843:2003

© ISO/IEC 2003

All rights reserved. Unless otherwise specified, no part of this publication may be reproduced or utilized in any form or by any means, electronic or mechanical, including photocopying and microfilm, without permission in writing from either ISO at the address below or ISO's member body in the country of the requester.

ISO copyright office
Case postale 56 • CH-1211 Geneva 20
Tel. + 41 22 749 01 11
Fax + 41 22 749 09 47
E-mail copyright@iso.org
Web www.iso.org

Published in Switzerland

Contents

Foreword	v
Introduction	vi
1 Scope	1
2 Conformance	1
3 Normative references	1
4 Terms and definitions	2
4.1 External definitions	2
4.2 Other definitions	2
4.2.1 Inter-PINX link	2
4.2.2 Path retention	3
4.2.3 Served User PINX	3
5 Acronyms	3
6 Signalling protocol for the support of SS-CO	3
6.1 SS-CO description	3
6.2 SS-CO operational requirements	3
6.2.1 Requirements on an Originating PINX	3
6.2.2 Requirements on a Terminating PINX	3
6.2.3 Requirements on a Transit PINX	3
6.3 SS-CO coding requirements	4
6.3.1 Operations	4
6.3.2 Notifications	6
6.3.3 Information elements	7
6.3.4 Messages	7
6.4 SS-CO state definitions	7
6.4.1 States at the Originating PINX	7
6.4.2 States at the Terminating PINX	7
6.5 SS-CO signalling procedures for activation, deactivation and registration	7
6.6 SS-CO signalling procedures for invocation and operation	7
6.6.1 Actions at the Originating PINX	8
6.6.2 Actions at the Terminating PINX	8
6.6.3 Actions at a Transit PINX	9
6.7 SS-CO impact of interworking with public ISDNs	9
6.8 SS-CO impact of interworking with non-ISDNs	9
6.9 Protocol interactions between SS-CO and other supplementary services and ANFs	10
6.9.1 Interaction with Calling Name Identification Presentation (SS-CNIP)	10
6.9.2 Interaction with Connected Name Identification Presentation (SS-CONP)	10
6.9.3 Interaction with Call Completion to Busy Subscriber (SS-CCBS)	10
6.9.4 Interaction with Call Completion on No Reply (SS-CCNR)	10
6.9.5 Interaction with Call Transfer (SS-CT)	10
6.9.6 Interaction with Call Forwarding Unconditional (SS-CFU)	10
6.9.7 Interaction with Call Forwarding Busy (SS-CFB)	11
6.9.8 Interaction with Call Forwarding No Reply (SS-CFNR)	11

6.9.9	Interaction with Path Replacement (ANF-PR)	12
6.9.10	Interaction with Do Not Disturb (SS-DND)	12
6.9.11	Interaction with Do Not Disturb Override (SS-DNDO)	12
6.9.12	Interaction with Call Intrusion (SS-CI)	12
6.10	SS-CO parameter values (timers)	12
6.10.1	Timer T1	12
Annexes		
A	Signalling protocol for the support of Path Retention	13
B	Protocol Implementation Conformance Statement (PICS) proforma	22
C	Examples of message sequences	28
D	Specification and Description Language (SDL) representation of procedures	32
E	Imported ASN.1 definitions	35
F	ASN.1 definitions according to ITU-T Recs. X.208 / X.209	36

IECNORM.COM : Click to view the full PDF of ISO/IEC 14843:2003

Foreword

ISO (the International Organization for Standardization) and IEC (the International Electrotechnical Commission) form the specialized system for worldwide standardization. National bodies that are members of ISO or IEC participate in the development of International Standards through technical committees established by the respective organization to deal with particular fields of technical activity. ISO and IEC technical committees collaborate in fields of mutual interest. Other international organizations, governmental and non-governmental, in liaison with ISO and IEC, also take part in the work. In the field of information technology, ISO and IEC have established a joint technical committee, ISO/IEC JTC 1.

International Standards are drafted in accordance with the rules given in the ISO/IEC Directives, Part 2.

The main task of the joint technical committee is to prepare International Standards. Draft International Standards adopted by the joint technical committee are circulated to national bodies for voting. Publication as an International Standard requires approval by at least 75 % of the national bodies casting a vote.

Attention is drawn to the possibility that some of the elements of this document may be the subject of patent rights. ISO and IEC shall not be held responsible for identifying any or all such patent rights.

ISO/IEC 14843 was prepared by ECMA (as ECMA-192) and was adopted, under a special “fast-track procedure”, by Joint Technical Committee ISO/IEC JTC 1, *Information technology*, in parallel with its approval by national bodies of ISO and IEC.

This second edition cancels and replaces the first edition (ISO/IEC 14843:1996), which has been technically revised.

Introduction

This International Standard is one of a series of Standards defining services and signalling protocols applicable to Private Integrated Services Networks (PISNs). The series uses ISDN concepts as developed by ITU-T and conforms to the framework of International Standards for Open Systems Interconnection as defined by ISO/IEC.

This International Standard specifies the signalling protocol for use at the Q reference point in support of the Call Offer supplementary service. The protocol defined in this International Standard forms part of the PSS1 protocol (informally known as QSIG).

This International Standard is based upon the practical experience of ECMA member companies and the results of their active and continuous participation in the work of ISO/IEC JTC 1, ITU-T, ETSI and other international and national standardization bodies. It represents a pragmatic and widely based consensus.

IECNORM.COM : Click to view the full PDF of ISO/IEC 14843:2003

Information technology — Telecommunications and information exchange between systems — Private Integrated Services Network — Inter-exchange signalling protocol — Call Offer supplementary service

1 Scope

This International Standard specifies the signalling protocol for the support of the Call Offer supplementary service (SS-CO) at the Q reference point between Private Integrated services Network eXchanges (PINXs) connected together within a Private Integrated Services Network (PISN).

SS-CO is a supplementary service which, on request from the calling user (or on that user's behalf), enables a call to be offered to a busy called user and to wait for that called user to accept this call.

The Q reference point is defined in ISO/IEC 11579-1.

Service specifications are produced in three stages and according to the method specified in ETS 300 387. This International Standard contains the stage 3 specification for the Q reference point and satisfies the requirements identified by the stage 1 and stage 2 specifications in ISO/IEC 14841.

The signalling protocol for SS-CO operates on top of the signalling protocol for basic circuit switched call control, as specified in ISO/IEC 11572, and uses certain aspects of the generic procedures for the control of supplementary services specified in ISO/IEC 11582.

This International Standard also specifies additional signalling protocol requirements for the support of interactions at the Q reference point between SS-CO and other supplementary services and ANFs.

NOTE - Additional interactions that have no impact on the signalling protocol at the Q reference point can be found in the relevant stage 1 specifications.

This International Standard is applicable to PINXs which can interconnect to form a PISN.

2 Conformance

In order to conform to this International Standard, a PINX shall satisfy the requirements identified in the Protocol Implementation Conformance Statement (PICS) proforma in annex B.

3 Normative references

The following referenced documents are indispensable for the application of this document. For dated references, only the edition cited applies. For undated references, the latest edition of the referenced document (including any amendments) applies.

ISO/IEC 11572:2000, *Information technology - Telecommunications and information exchange between systems - Private Integrated Services Network - Circuit mode bearer services - Inter-exchange signalling procedures and protocol*

ISO/IEC 11574:2000, *Information technology - Telecommunications and information exchange between systems - Private Integrated Services Network - Circuit-mode 64 kbit/s bearer services - Service description, functional capabilities and information flows*

ISO/IEC 11579-1:1994, *Information technology - Telecommunications and information exchange between systems - Private integrated services network - Part 1: Reference configuration for PISN Exchanges (PINX)*

ISO/IEC 11582:2002, *Information technology - Telecommunications and information exchange between systems - Private Integrated Services Network - Generic functional protocol for the support of supplementary services - Inter-exchange signalling procedures and protocol*

ISO/IEC 13865:2003, *Information technology - Telecommunications and information exchange between systems - Private Integrated Services Network - Specification, functional model and information flows - Call Transfer supplementary service*

ISO/IEC 13869:2003, *Information technology - Telecommunications and information exchange between systems - Private Integrated Services Network - Inter-exchange signalling protocol - Call Transfer supplementary service*

ISO/IEC 13873:2003, *Information technology - Telecommunications and information exchange between systems - Private Integrated Services Network - Inter-exchange signalling protocol - Call Diversion supplementary services*

ISO/IEC 14841:1996, *Information technology - Telecommunications and information exchange between systems - Private Integrated Services Network - Specification, functional model and information flows - Call offer supplementary service*

ISO/IEC 14844:2003, *Information technology - Telecommunications and information exchange between systems - Private Integrated Services Network - Inter-exchange signalling protocol - Do Not Disturb and Do Not Disturb Override supplementary services*

ISO/IEC 14846:2003, *Information technology - Telecommunications and information exchange between systems - Private Integrated Services Network - Inter-exchange signalling protocol - Call Intrusion supplementary service*

ETS 300 387:1994, *Private Telecommunication Network (PTN); Method for the specification of basic and supplementary services*

ITU-T Rec. I.112:1993, *Vocabulary of terms for ISDNs*

ITU-T Rec. I.210:1993, *Principles of telecommunication services supported by an ISDN and the means to describe them*

ITU-T Rec. Q.950:2000, *Supplementary services protocols, structure and general principles*

ITU-T Rec. Z.100:1999, *Specification and description language (SDL)*

4 Terms and definitions

For the purposes of this document, the following terms and definitions apply.

4.1 External definitions

This International Standard uses the following terms defined in other documents:

- Application Protocol Data Unit (APDU)	(ISO/IEC 11582)
- Basic Service	(ITU-T Rec. I.210)
- Call, Basic Call	(ISO/IEC 11582)
- Coordination Function	(ISO/IEC 11582)
- Diverted-to PINX	(ISO/IEC 13873)
- Notification	(ISO/IEC 11582)
- Originating PINX	(ISO/IEC 11572)
- Private Integrated Services Network (PISN)	(ISO/IEC 11579-1)
- Private Integrated services Network eXchange (PINX)	(ISO/IEC 11579-1)
- Rerouteing PINX	(ISO/IEC 13873)
- Served User	(ISO/IEC 13873)
- Signalling	(ITU-T Rec. I.112)
- Supplementary Service	(ITU-T Rec. I.210)
- Supplementary Services Control Entity	(ISO/IEC 11582)
- Terminating PINX	(ISO/IEC 11572)
- Transit PINX	(ISO/IEC 11572)
- User	(ISO/IEC 11574)

4.2 Other definitions

4.2.1 Inter-PINX link

The totality of a signalling channel and a number of user information channels at the Q reference point.

4.2.2 Path retention

The retaining of the network connection between the Originating PINX and the Terminating PINX so that a supplementary service (such as SS-CO) can be invoked without establishing a new connection.

4.2.3 Served User PINX

The PINX serving the served user.

5 Acronyms

ANF	Additional Network Feature
APDU	Application Protocol Data Unit
ASN.1	Abstract Syntax Notation no. 1
ISDN	Integrated Services Digital Network
NFE	Network Facility Extension
PICS	Protocol Implementation Conformance Statement
PINX	Private Integrated services Network eXchange
PISN	Private Integrated Services Network
SDL	Specification and Description Language
SS-CO	Call Offer supplementary service

6 Signalling protocol for the support of SS-CO

6.1 SS-CO description

Call Offer (SS-CO) is a supplementary service which, on request from the calling user (or on that user's behalf), enables a call to be offered to a busy called user and to wait for that called user to accept this call.

SS-CO is applicable to all circuit mode basic services defined in ISO/IEC 11574.

6.2 SS-CO operational requirements

6.2.1 Requirements on an Originating PINX

Call establishment procedures for the outgoing side of an inter-PINX link and call release procedures, as specified in ISO/IEC 11572, shall apply.

Generic procedures for the call-related control of supplementary services, as specified in ISO/IEC 11582 for an End PINX, shall apply.

6.2.2 Requirements on a Terminating PINX

Call establishment procedures for the incoming side of an inter-PINX link and call release procedures, as specified in ISO/IEC 11572, shall apply.

Generic procedures for the call-related control of supplementary services, as specified in ISO/IEC 11582 for an End PINX, shall apply.

6.2.3 Requirements on a Transit PINX

Basic call procedures specified in ISO/IEC 11572 for a Transit PINX shall apply.

Generic procedures for the call-related control of supplementary services, as specified in ISO/IEC 11582 for a Transit PINX, shall apply.

For SS-CO the requirements are limited to the passing on of Facility information elements for which the destination, as indicated in the NFE, is not the Transit PINX.

6.3 SS-CO coding requirements

6.3.1 Operations

The operations defined in Abstract Syntax Notation number 1 (ASN.1) in table 1 shall apply. The notation is in accordance with ITU-T Rec. X.680 and X.690. The ITU-T Rec. X.208 and X.209 superseded version is in annex F.

Table 1 - Operations in support of SS-CO

Call-Offer-Operations-asn1-97	
{iso(1) standard(0) pss1-call-offer(14843) call-offer-operations-asn1-97 (2) }	
DEFINITIONS EXPLICIT TAGS ::=	
BEGIN	
IMPORTS	OPERATION, ERROR FROM Remote-Operations-Information-Objects {joint-iso-itu-t remote-operations(4) informationObjects(5) version1(0)} EXTENSION, Extension{} FROM Manufacturer-specific-service-extension-class-asn1-97 {iso(1) standard(0) pss1-generic-procedures(11582) msi-class-asn1-97 (11)} notAvailable, supplementaryServiceInteractionNotAllowed FROM General-Error-List {ccitt recommendation q 950 general-error-list (1)};
Call-Offer-Operations OPERATION ::= { callOfferRequest pathRetain serviceAvailable cfbOverride }	
pathRetain	OPERATION ::= { ARGUMENT PathRetainArg RETURN RESULT FALSE ALWAYS RESPONDS FALSE CODE local: 41} -- this operation may be used by other supplementary services -- using other values of argument
serviceAvailable	OPERATION ::= { ARGUMENT ServiceAvailableArg RETURN RESULT FALSE ALWAYS RESPONDS FALSE CODE local: 42} -- this operation may be used by other supplementary services -- using other values of argument

Table 1 - Operations in support of SS-CO (continued)

callOfferRequest	OPERATION ::= {		
	ARGUMENT	DummyArg	
	RESULT	DummyRes	
	ERRORS	{	
		notAvailable	
		notBusy	
		temporarilyUnavailable	
		supplementaryServiceInteractionNotAllowed	
		unspecified}	
	CODE	local: 34}	
PathRetainArg	::= CHOICE	{serviceList extendedServiceList serviceList extension }	ServiceList, SEQUENCE{ ServiceList, Extension{{COExtSet}}
ServiceAvailableArg	::= CHOICE	{serviceList extendedServiceList serviceList extension }	ServiceList, SEQUENCE{ ServiceList, Extension{{COExtSet}}
ServiceList	::=	BIT STRING {callOffer(0)} (SIZE(1..32)) -- bits other than callOffer(0) are reserved for -- other supplementary services	
DummyArg	::= CHOICE{	null NULL, extension [1] IMPLICIT Extension{{COExtSet}}, sequenceOfExtn [2] IMPLICIT SEQUENCE OF Extension{{COExtSet}}	
DummyRes	::= CHOICE{	null NULL, extension [1] IMPLICIT Extension{{COExtSet}}, sequenceOfExtn [2] IMPLICIT SEQUENCE OF Extension{{COExtSet}}	

Table 1 - Operations in support of SS-CO (concluded)

cfbOverride	OPERATION ::= { ARGUMENT DummyArg RETURN RESULT FALSE ALWAYS RESPONDS FALSE CODE local: 49} -- used in the interaction with Call Forwarding Busy
COExtSet	EXTENSION ::= {...}
notBusy	ERROR ::= { CODE local: 1009} -- used when an SS-CO request is received in -- a Terminating PINX and the called user is not busy
temporarilyUnavailable	ERROR ::= { CODE local: 1000} -- used when conditions for invocation of SS-CO -- are momentarily not met
unspecified	ERROR ::= { PARAMETER Extension{{ COExtSet}} CODE local: 1008}
END	-- of Call-Offer-Operations-asn1-97

6.3.2 Notifications

The notification defined in Abstract Syntax Notation number 1 (ASN.1) in table 2 shall apply.

Table 2 - Notification in support of SS-CO

Call-Offer-Notifications-asn1-97	{iso(1) standard(0) pss1-call-offer(14843) call-offer-notifications-asn1-97 (3)}
DEFINITIONS EXPLICIT TAGS ::=	
BEGIN	
IMPORTS	NOTIFICATION FROM Notification-class-asn1-97 {iso(1) standard(0) pss1-generic-procedures(11582) notification-class-asn1-97(21)};
remoteUserAlerting	NOTIFICATION ::= { ARGUMENT NULL CODE local: 2000 }
Call-Offer-Notifications NOTIFICATION ::= { remoteUserAlerting }	
END	--of Call-Offer-Notifications-asn1-97

6.3.3 Information elements

6.3.3.1 Facility information element

APDUs of the operations defined in 6.3.1 shall be coded in the Facility information element in accordance with ISO/IEC 11582.

When conveying an APDU of operation callOfferRequest, the NFE shall be included.

When conveying the invoke APDU of operation callOfferRequest, the destinationEntity data element of the NFE shall contain value endPINX.

When conveying the invoke APDU of operation callOfferRequest, the Interpretation APDU shall be omitted.

NOTE - Additional requirements for the conveyance of APDUs of operations pathRetain and serviceAvailable are given in A.3.2 of annex A.

6.3.3.2 Notification indicator information element

The notification defined above shall be coded in the Notification indicator information element in accordance with ISO/IEC 11582.

6.3.3.3 Other information elements

Any other information elements (e.g. Cause, Progress indicator) shall be coded in accordance with the rules of ISO/IEC 11572.

6.3.4 Messages

The Facility information element and the Notification indicator information element shall be conveyed in the messages as specified in clause 10 of ISO/IEC 11582.

Messages used for call establishment and release shall be as specified in of ISO/IEC 11572.

6.4 SS-CO state definitions

6.4.1 States at the Originating PINX

The procedures for the Originating PINX are written in terms of the following conceptual states existing within the SS-CO functional entity in that PINX in association with a particular call.

6.4.1.1 State CO-Idle

SS-CO is not operating.

6.4.1.2 State CO-Wait-Ack

The Originating PINX has requested SS-CO and is waiting for an acknowledgement from the Terminating PINX.

6.4.2 States at the Terminating PINX

The procedures for the Terminating PINX are written in terms of the following conceptual states existing within the SS-CO Supplementary Service Control entity in that PINX in association with a particular call.

6.4.2.1 State CO-Idle

SS-CO is not operating.

6.4.2.2 State CO-Dest-Invoked

SS-CO has been invoked successfully.

6.5 SS-CO signalling procedures for activation, deactivation and registration

Not applicable.

6.6 SS-CO signalling procedures for invocation and operation

The following procedures are call-associated.

SS-CO may be invoked in two ways depending on whether the network connection is retained when a call encounters a busy called user. Retention of the network connection makes use of a generic path retention mechanism, which is specified in annex A.

Annex C contains some examples of message sequences.

6.6.1 Actions at the Originating PINX

For a given call, the Originating PINX shall choose one of the following two methods for invocation of SS-CO:

- invocation without path retention;
- invocation with path retention.

For invocation with path retention, the procedures specified below apply in conjunction with the procedures specified in A.5.1 of annex A.

For each method, if the basic call clears in circumstances other than those covered below, SS-CO shall terminate, any SS-CO timer shall be stopped, and state CO-Idle shall be entered (e.g. on calling user release, call failure, etc.).

The SDL representation of procedures at the Originating PINX is shown in D.1 of annex D.

6.6.1.1 Normal procedures

To invoke SS-CO the Originating PINX shall send a callOfferRequest invoke APDU, start timer T1 and enter state CO-Wait-Ack. For invocation without path retention, the APDU shall be sent in the SETUP message that establishes the call. For invocation with path retention, the APDU shall be sent in a FACILITY message using the call reference of a call for which the network connection has been retained in accordance with A.5.1 of annex A (Path Retention state PRTO-Retained) and for which the received serviceAvailable invoke APDU indicated that SS-CO is invokable.

In state CO-Wait-Ack, on receipt of a callOfferRequest return result APDU in a PROGRESS, a FACILITY or an ALERTING message, the Originating PINX shall stop timer T1 and shall enter state CO-Idle.

NOTE 1 - Successful invocation of SS-CO should be indicated to the calling user.

NOTE 2 - The completion of SS-CO will be indicated by release of the call, receipt of an ALERTING or a CONNECT message (handled in accordance with ISO/IEC 11572) or receipt of a NOTIFY message containing notification description value "remoteUserAlerting" (handled in accordance with ISO/IEC 11582).

6.6.1.2 Exceptional procedures

In state CO-Wait-Ack, on receipt of:

- any message containing a callOfferRequest return error or reject APDU; or
- an ALERTING, CONNECT or DISCONNECT message without a callOfferRequest return result, return error or reject APDU,

the Originating PINX shall stop timer T1 and enter state CO-Idle, and the call shall continue in accordance with ISO/IEC 11572.

On expiry of timer T1 the Originating PINX shall enter state CO-Idle and the call shall continue in accordance with ISO/IEC 11572.

NOTE - Failure of SS-CO should be indicated to the calling user.

6.6.2 Actions at the Terminating PINX

The Terminating PINX shall support the two methods of invocation.

For invocation with path retention, the procedures specified below apply in conjunction with the procedures specified in A.5.2 of annex A.

For each method, if the basic call clears in circumstances other than those covered below, SS-CO shall terminate and state CO-Idle shall be entered.

The SDL representation of procedures at the Terminating PINX is shown in D.2 of annex D.

6.6.2.1 Normal procedures

If, while processing an incoming SETUP message in accordance with the procedures of ISO/IEC 11572, the called user is found to be busy, and if the SETUP message contained a callOfferRequest invoke APDU, and if all conditions are met to allow SS-CO on the called user, the Terminating PINX shall not send a DISCONNECT message but shall instead send a callOfferRequest return result APDU. If, having retained a network connection in accordance with A.5.2 of annex A and having indicated in the serviceAvailable invoke APDU that SS-CO is invokable, a FACILITY message is received containing a callOfferRequest invoke APDU, the Terminating PINX shall check again whether the called user is busy, and if so, and if SS-CO is still invokable, shall send a callOfferRequest return result APDU.

On sending a callOfferRequest return result APDU, the Terminating PINX shall enter state CO-Dest-Invoked.

NOTE - The Terminating PINX should, by appropriate means, inform the called user that a call is waiting and allow the user to accept the call or ignore the call.

On entering the state CO-Dest-Invoked, the Terminating PINX shall either enter protocol control state Call Received with the consequent sending of an ALERTING message, or shall remain in protocol control state Incoming Call Proceeding while the call is being offered to the called user. If an ALERTING message is not sent, the Terminating PINX shall send a PROGRESS message containing a Progress indicator information element containing Progress description no. 8 "in-band information or appropriate pattern now available", if in-band tone or announcement is applied to the incoming B channel or if Progress description no. 8 has not been sent earlier in the call.

NOTE - The Terminating PINX can apply in-band tone or announcement to the incoming B-channel at this stage. However, even if no in-band tone or announcement is applied, the Progress description no. 8 is still required to be sent unless an ALERTING message is sent or Progress indicator no. 8 has been sent earlier in the call as a means of ensuring that basic call timer T310 is stopped at other PINXs. If an ALERTING message is sent, it can contain a Progress indicator information element containing progress description no. 8 to indicate the presence of in-band tone or announcement.

The return result APDU may be sent in the ALERTING or PROGRESS message. Otherwise it shall be sent separately in a FACILITY message.

In state CO-Dest-Invoked, if the called user becomes free and alerting commences, the Terminating PINX shall send an ALERTING message if an ALERTING message has not been sent earlier or a NOTIFY message containing notification description value "remoteUserAlerting" if an ALERTING message has been sent earlier and shall enter state CO-Idle.

In state CO-Dest-Invoked, if the called user accepts the waiting call, the Terminating PINX shall send a CONNECT message and shall enter state CO-Idle.

In state CO-Dest-Invoked, if the called user rejects the waiting call, the Terminating PINX shall send a DISCONNECT message and shall enter state CO-Idle.

6.6.2.2 Exceptional procedures

On receipt of a SETUP or FACILITY message containing a callOfferRequest invoke APDU, if the called user is not busy the call shall continue in accordance with ISO/IEC 11572. The Terminating PINX shall return a callOfferRequest return error APDU containing error notBusy in the resulting ALERTING or CONNECT message and shall remain in state CO-Idle.

NOTE - If supplementary service Call Waiting has been invoked on the called user, the ALERTING message can also include a Notification indicator information element containing a notification description value "call is a waiting call".

On receipt of a SETUP or FACILITY message containing a callOfferRequest invoke APDU, if the called user is busy but invocation of SS-CO is not possible the call shall be released in accordance with ISO/IEC 11572 or, if continued retention of the path is required, shall continue in accordance with A.5.2. The Terminating PINX shall return a callOfferRequest return error APDU containing an error other than notBusy in the resulting DISCONNECT or FACILITY message and shall remain in state CO-Idle.

6.6.3 Actions at a Transit PINX

No special actions are required in support of SS-CO.

6.7 SS-CO impact of interworking with public ISDNs

On a call to a PISN from a public ISDN that does not support an equivalent service, SS-CO will not be requested.

On a call from a PISN to a public ISDN that does not support an equivalent service, the Outgoing Gateway PINX shall reject any request to invoke call offer by returning a callOfferRequest return error ADPU containing error "notAvailable" in a FACILITY message and shall remain in state CO-Idle.

NOTE - At the time of publication of this International Standard, no equivalent service was specified for public ISDNs.

6.8 SS-CO impact of interworking with non-ISDNs

When interworking with a non-ISDN which does not support an equivalent service, the procedures defined in sub-clause 6.7 for interworking with a public ISDN that does not support an equivalent service shall apply.

When interworking with a non-ISDN which supports an equivalent service, the two networks may cooperate in the operation of SS-CO. In this case, either the Originating PINX functionality or the Terminating PINX functionality will be provided in the non-ISDN. The Incoming or Outgoing Gateway PINX shall provide conversion between the signalling protocol specified in this International Standard and the signalling protocol of the other network.

6.9 Protocol interactions between SS-CO and other supplementary services and ANFs

This clause specifies protocol interactions with other supplementary services and ANFs for which stage 3 standards had been published at the time of publication of this International Standard. For interactions with supplementary services and ANFs for which stage 3 standards are published subsequent to the publication of this International Standard, see those other stage 3 standards.

NOTE 1 - Additional interactions that have no impact on the signalling protocol at the Q reference point can be found in the relevant stage 1 specifications.

NOTE 2 - Simultaneous conveyance of APDUs for SS-CO and another supplementary service or ANF in the same message, each in accordance with the requirements of its respective stage 3 standard, does not, on its own, constitute a protocol interaction.

6.9.1 Interaction with Calling Name Identification Presentation (SS-CNIP)

No protocol interaction.

6.9.2 Interaction with Connected Name Identification Presentation (SS-CONP)

No protocol interaction.

6.9.3 Interaction with Call Completion to Busy Subscriber (SS-CCBS)

No protocol interaction.

6.9.4 Interaction with Call Completion on No Reply (SS-CCNR)

No protocol interaction.

6.9.5 Interaction with Call Transfer (SS-CT)

The following protocol interactions shall apply if SS-CT is supported in accordance with ISO/IEC 13869.

6.9.5.1 Initiation of Call Transfer during Call Offer

NOTE - SS-CT already allows call transfer during alerting, i.e. when the Transferring PINX is in protocol control state Call Delivered.

6.9.5.1.1 Actions at the Transferring PINX

If user A requests call transfer for two calls in which that user is involved, one of the calls (primary call) being in protocol control state Active and the other call (secondary call) in protocol control state Outgoing Call Proceeding and for which SS-CO has been successfully invoked, the actions at the Transferring PINX of SS-CT for transfer during alerting (i.e. when the secondary call is in protocol control state Call Delivered) shall apply.

6.9.5.1.2 Actions at the Secondary PINX

A PINX shall treat as valid an APDU indicating that it is the Secondary PINX for SS-CT also if the protocol state is Incoming Call Proceeding and SS-CO has been successfully invoked.

6.9.5.2 Notifications to User B of SS-CT

6.9.5.2.1 Actions at the Secondary PINX for transfer by join

If call transfer by join is performed and the Secondary PINX is also a SS-CO Terminating PINX in state CO-Dest-Invoked, the Secondary PINX may send a "call is a waiting call" notification, as defined in ISO/IEC 11582, in a Notification indicator information element in a NOTIFY message to the Primary PINX using the call reference on which the callTransferComplete invoke APDU was received. If this notification is not sent, then when user C of SS-CT becomes not busy, no remoteUserAlerting notification shall be sent.

6.9.5.2.2 Actions at the Secondary PINX for transfer by rerouting

If call transfer by rerouting is performed and the Secondary PINX is also a SS-CO Terminating PINX in state CO-Dest-Invoked, the Secondary PINX may send a "call is a waiting call" notification, as defined in ISO/IEC 11582, in a Notification indicator information element in addition to the callTransferSetup return result in the ALERTING message to the Primary PINX. If this notification has been sent, the Secondary PINX shall send a remoteUserAlerting notification in a Notification indicator information element in a NOTIFY message to the Primary PINX when User C of SS-CT becomes not busy.

6.9.6 Interaction with Call Forwarding Unconditional (SS-CFU)

The following protocol interactions shall apply if SS-CFU is supported in accordance with ISO/IEC 13873.

6.9.6.1 Actions at the Rerouting PINX

When executing call forwarding, the Rerouting PINX shall act as follows:

- Include a callOfferRequest invoke APDU in the SETUP message to the Diverted-to PINX if either:
 - this was included in the SETUP message to the Diverting PINX and a callOfferRequest return error APDU has not been sent by the Diverting PINX to the Originating PINX; or
 - SS-CO was invoked successfully at the diverting user following path retention.
- Include a pathRetain invoke APDU with callOffer bit set to ONE in the SETUP message to the Diverted-to PINX if and only if this was included in the SETUP message to the Diverting PINX and neither a callOfferRequest return result APDU nor a callOfferRequest return error APDU has been sent by the Diverting PINX to the Originating PINX.
- Discard a callOfferRequest return result APDU or callOfferRequest return error APDU received from the Diverted-to PINX if a callOfferRequest invoke APDU has been sent by the Rerouteing PINX to the Diverted-to PINX and either a callOfferRequest return result APDU or callOfferRequest return error APDU has been sent by the Diverting PINX to the Originating PINX.

NOTE - This interaction takes into account the possible use of SS-CFU signalling in support of Call Deflection Immediate, which can be invoked following SS-CO.

6.9.6.2 Actions at the Originating PINX

In order to invoke SS-CO without path retention after a call has encountered a busy diverted-to user, the Originating PINX shall include a callOfferRequest invoke APDU in addition to the divertingLegInformation2 invoke APDU in the SETUP message of the new call to the diverted-to user.

6.9.7 Interaction with Call Forwarding Busy (SS-CFB)

The following protocol interactions shall apply if SS-CFB is supported in accordance with ISO/IEC 13873.

6.9.7.1 Actions at the Rerouteing PINX

On receiving a callRerouting invoke APDU, the Rerouteing PINX shall include in the SETUP message to the Diverted-to PINX any callOfferRequest invoke APDU or pathRetain invoke APDU with bit callOffer set to ONE that has been sent in the original SETUP message.

6.9.7.2 Actions at the Originating PINX

In order to invoke SS-CO without path retention directly at the last busy diverted-to user after a call has encountered two or more busy users that have been reached as a result of one or more invocations of SS-CFB, the Originating PINX shall include a callOfferRequest invoke APDU in addition to the divertingLegInformation2 invoke APDU in the SETUP message of the new call to the busy diverted-to user.

If SS-CO is to be invoked at the first busy user after a call has encountered two or more busy users that have been reached as a result of one or more invocations of SS-CFB, the Originating PINX shall act in one of the following ways:

- In order to invoke SS-CO without path retention at the first busy user, thereby overriding SS-CFB at that user, the Originating PINX shall include a callOfferRequest invoke APDU and a cfbOverride invoke APDU in a Facility information element in the SETUP message of the new call. When conveying the invoke APDU of operation cfbOverride, the NFE shall be included as defined for operation callOfferRequest and the Interpretation APDU shall be included with value discardAnyUnrecognisedInvokePdu.
- In order to invoke SS-CO with path retention at the first busy user, thereby overriding SS-CFB at that user, the Originating PINX shall include a pathRetain invoke APDU with bit callOffer set to ONE and a cfbOverride invoke APDU in a Facility information element in the SETUP message of the new call. When conveying the invoke APDU of operation cfbOverride, the NFE shall be included as defined for operation pathRetain and the Interpretation APDU shall be included with value discardAnyUnrecognisedInvokePdu.

6.9.7.3 Actions at the Served (Called) User PINX

On receiving a SETUP message containing a callOfferRequest invoke APDU together with a cfbOverride invoke APDU, if the called user is busy, SS-CFB shall be overridden and the procedures of SS-CO shall apply.

On receiving a SETUP message containing a pathRetain invoke APDU with bit callOffer set to ONE together with a cfbOverride invoke APDU, if the called user is busy, SS-CFB shall be overridden and the procedures of SS-CO shall apply.

6.9.8 Interaction with Call Forwarding No Reply (SS-CFNR)

No protocol interaction.

6.9.9 Interaction with Path Replacement (ANF-PR)

No protocol interaction.

6.9.10 Interaction with Do Not Disturb (SS-DND)

No protocol interaction.

6.9.11 Interaction with Do Not Disturb Override (SS-DNDO)

The following protocol interactions shall apply if SS-DNDO is supported in accordance with ISO/IEC 14844.

6.9.11.1 Actions at the Terminating PINX

On receiving a SETUP message containing a callOfferRequest invoke APDU together with a doNotDisturbOverrideQ invoke APDU, the procedures of SS-DNDO shall apply and, if SS-DND is not active or is successfully overridden, the procedures of SS-CO shall apply.

6.9.12 Interaction with Call Intrusion (SS-CI)

The following protocol interactions shall apply if SS-CI is supported in accordance with ISO/IEC 14846.

6.9.12.1 Actions at the Originating PINX

While SS-CO is in progress, the Originating PINX may request SS-CI by sending a callIntrusionRequest invoke APDU in a FACILITY message during basic call protocol state Outgoing Call Proceeding or Call Delivered, starting timer T1 of SS-CI and entering state CI-Wait-Ack. The procedures of SS-CI shall then apply.

6.9.12.2 Actions at the Terminating PINX

6.9.12.2.1 Normal Procedures

After SS-CO has been successfully invoked and prior to completion of SS-CO, on receipt of a callIntrusionRequest invoke APDU in a FACILITY message, the Terminating PINX shall act in accordance with SS-CI.

NOTE - If SS-CI is successfully invoked, SS-CO returns to state CO-Idle, since a CONNECT message is sent.

6.9.12.2.2 Exceptional Procedures

The procedures of SS-CI shall apply. If SS-CI is rejected, SS-CO shall continue.

6.10 SS-CO parameter values (timers)

6.10.1 Timer T1

Timer T1 shall operate at the Originating PINX during state CO-Wait-Ack. Its purpose is to protect against an absence of response to SS-CO invocation.

Timer T1 shall have a value not less than 30 s.

Annex A (normative)

Signalling protocol for the support of Path Retention

This annex is applicable to Originating PINXs that support SS-CO with path retention and to Terminating PINXs that support SS-CO. A similar annex will appear in other standards that make use of the generic mechanism for path retention.

A.1 Path Retention description

Path retention is a generic mechanism which can be used by supplementary services during call establishment.

Path retention is invoked by the Originating PINX either for one supplementary service or for several supplementary services at the same time. Invocation for a particular supplementary service means that the network connection is to be retained if the Terminating PINX encounters conditions in which it is appropriate to invoke that supplementary service. The Originating PINX is informed of the reason for retaining the connection so that it can decide (e.g. by consulting the calling user) whether to invoke the supplementary service. Under some circumstances in which the network connection is retained, more than one of the supplementary services for which path retention has been invoked may be applicable.

Successive retentions of the network connection by the Terminating PINX following a single invocation of path retention by the Originating PINX are possible as a result of different conditions being encountered at the Terminating PINX. When an attempt is made to invoke a supplementary service for which the network connection has been retained, a further condition can be encountered that can cause the network connection to be retained again for the same supplementary service or a different supplementary service.

Path retention is specified in terms of a Path Retention entity existing within the Coordination Function at the Originating PINX and at the Terminating PINX.

A.2 Path Retention operational requirements

A.2.1 Requirements on the Originating PINX

Call establishment procedures for the outgoing side of an inter-PINX link, as specified in ISO/IEC 11572, shall apply.

Generic procedures for the call-related control of supplementary services, as specified in ISO/IEC 11582 for an End PINX, shall apply.

A.2.2 Requirements on the Terminating PINX

Call establishment procedures for the incoming side of an inter-PINX link, as specified in ISO/IEC 11572, shall apply.

Generic procedures for the call-related control of supplementary services, as specified in ISO/IEC 11582 for an End PINX, shall apply.

A.2.3 Requirements on a Transit PINX

Call establishment procedures, as specified in ISO/IEC 11572, shall apply.

Generic procedures for the call-related control of supplementary services, as specified in ISO/IEC 11582 for a Transit PINX, shall apply.

A.3 Path Retention coding requirements

A.3.1 Operations

The operations `pathRetain` and `serviceAvailable` as defined in sub-clause 6.3.1 shall apply. Within the ARGUMENT of operation `pathRetain`, the element of type `ServiceList` may contain bits other than those named in sub-clause 6.3.1, in order to request path retention for other supplementary services. Within the ARGUMENT of operation `serviceAvailable`, the element of type `ServiceList` may contain bits other than those named in sub-clause 6.3.1, in order to indicate retention of the network connection for other supplementary services.

A.3.2 Information elements

APDUs of the operations pathRetain and serviceAvailable shall be coded in the Facility information element in accordance with ISO/IEC 11582.

When conveying an APDU of operation pathRetain or serviceAvailable, the NFE shall be included. In the case of an invoke APDU the destinationEntity data element of the NFE shall contain value endPINX.

When conveying an invoke APDU of operation pathRetain or serviceAvailable, the Interpretation APDU shall contain value discardAnyUnrecognisedInvokePdu.

A.3.3 Messages

The Facility information element shall be conveyed in the messages as specified in clause 10 of ISO/IEC 11582. The basic call messages shall be used for call establishment as specified in ISO/IEC 11572.

A.4 Path Retention state definitions

A.4.1 States at the Originating PINX

The procedures at the Originating PINX are written in terms of the following conceptual states existing within the Path Retention entity in that PINX in association with a particular call.

A.4.1.1 PRTO-Idle

Path retention is not operating.

A.4.1.2 PRTO-Requested

A pathRetain invoke APDU has been sent and the Originating PINX is waiting for a serviceAvailable invoke APDU from the Terminating PINX.

A.4.1.3 PRTO-Retained

A serviceAvailable invoke APDU has been received and the network connection is retained.

A.4.1.4 PRTO-Invoking

Invocation of a supplementary service is being attempted using a retained network connection.

A.4.2 States at the Terminating PINX

The procedures at the Terminating PINX are written in terms of the following conceptual states existing within the Path Retention entity in that PINX in association with a particular incoming call.

A.4.2.1 PRTT-Idle

Path retention is not operating.

A.4.2.2 PRTT-Requested

A pathRetain invoke APDU has been received and the Terminating PINX is waiting until conditions for retaining the network connection are encountered.

A.4.2.3 PRTT-Retained

A serviceAvailable invoke APDU has been sent and the network connection is retained.

A.4.2.4 PRTT-Invoking

Invocation of a supplementary service is being attempted using a retained network connection.

A.5 Path Retention signalling procedures for invocation and operation

A.5.1 Actions at the Originating PINX

The SDL representation of procedures at the Originating PINX is shown in A.9.1.

On sending a SETUP message for call establishment, if path retention is required for allowing the possibility of invoking one or more supplementary services on encountering certain conditions at the Terminating PINX, the Originating PINX shall include a pathRetain invoke APDU in the SETUP message and shall enter state PRTO-Requested. In the element of type ServiceList in the ARGUMENT, any bit corresponding to a supplementary service for which path retention is required shall be set to ONE and all other bits shall be set to ZERO.

On receipt of a serviceAvailable invoke APDU in a PROGRESS or a FACILITY message in state PRTO-Requested, the Originating PINX shall enter state PRTO-Retained.

In state PRTO-Requested, if the Originating PINX determines that retention of the network connection can no longer occur (e.g. on receipt of a CONNECT message), it shall enter state PRTO-Idle.

During state PRTO-Retained, invocation of any of the supplementary services indicated in the serviceAvailable invoke APDU may be requested. If invocation is requested (by sending the appropriate APDU in a FACILITY message), the Terminating PINX shall enter state PRTO-Invoking.

In state PRTO-Invoking, if the supplementary service concerned is successfully invoked, the Originating PINX shall either:

- i) if there is a possibility of the network connection being retained again prior to completion of call establishment (e.g. to allow for the possibility of invoking another supplementary service or for the possibility of invoking the same supplementary service again), enter state PRTO-Requested again; or
- ii) enter state PRTO-Idle.

In state PRTO-Invoking, if the supplementary service concerned fails to be invoked successfully, the Originating PINX shall either:

- i) if the network connection is still retained to allow the possibility of invoking another supplementary service, enter state PRTO-Retained again; or
- ii) enter state PRTO-Idle.

If, in any state other than PRTO-Idle, the call is released, state PRTO-Idle shall be entered.

A.5.2 Actions at the Terminating PINX

The SDL representation of procedures at the Terminating PINX is shown in A.9.2.

On receipt of a pathRetain invoke APDU in a SETUP message, the Terminating PINX shall enter state PRTT-Requested and record the list of supplementary services for which path retention has been requested, as indicated by the element of type ServiceList.

If, during state PRTT-Requested, a condition is encountered in which it is appropriate to invoke one or more of the supplementary services for which path retention has been requested, the Terminating PINX shall retain the network connection, send a serviceAvailable invoke APDU to the Originating PINX, start timer PRT1 and enter state PRTT-Retained. In the element of type ServiceList in the ARGUMENT, any bit corresponding to a supplementary service that can be invoked at this stage and for which path retention has been requested shall be set to ONE and all other bits shall be set to ZERO. This procedure replaces the normal procedure appropriate to the condition that has been encountered.

The serviceAvailable invoke APDU shall be sent either in a FACILITY message or, if a PROGRESS message is to be sent at the same time, in the PROGRESS message. A PROGRESS message containing a Progress indicator information element with Progress description no. 8 "in-band information or appropriate pattern now available" shall be sent if this Progress description has not already been sent for this call.

NOTE - It is necessary that this Progress description be sent, as a means of ensuring that basic call timer T310 is stopped at other PINXs. However, if this Progress description has already been sent in conjunction with an earlier serviceAvailable invoke APDU for this call, it need not be repeated.

In state PRTT-Requested, if the Terminating PINX determines that retention of the network connection can no longer occur (e.g. on sending a CONNECT message), it shall enter state PRTT-Idle.

In state PRTT-Retained, on receipt of an invocation request from the Originating PINX for any of the supplementary services for which the network connection has been retained, the Terminating PINX shall stop timer PRT1 and enter state PRTT-Invoking.

In state PRTT-Invoking, if the supplementary service concerned is successfully invoked, the Terminating PINX shall either:

- i) if there is a possibility of the network connection being retained again prior to completion of call establishment (e.g. to allow for the possibility of invoking another supplementary service or for the possibility of invoking the same supplementary service again), enter state PRTT-Requested again; or
- ii) enter state PRTT-Idle.

In state PRTT-Invoking, if the supplementary service concerned fails to be invoked successfully, the Terminating PINX shall either:

- i) continue to retain the network connection, return to state PRTT-Retained and start timer PRT1 if there are other supplementary services for which the network connection has been retained and that are still able to be invoked; or
- ii) enter state PRTT-Idle and allow the call to proceed as specified for failure of the supplementary service concerned (e.g. initiate release of the call).

In case i), any APDU sent to the Originating PINX to indicate failure of the requested supplementary service shall be sent in a FACILITY message.

On expiry of timer PRT1, the Terminating PINX shall enter state PRTT-Idle and initiate call clearing in accordance with ISO/IEC 11572.

If, in any state other than PRTT-Idle, the call is released, state PRTT-Idle shall be entered and timer PRT1, if running, shall be stopped.

A.5.3 Actions at a Transit PINX

No special actions are required in support of path retention.

A.6 Path Retention impact of interworking with public ISDNs

On a call from a public ISDN that does not support an equivalent mechanism, path retention shall not be requested by the Incoming Gateway PINX.

On a call from a PISN to a public ISDN that does not support an equivalent mechanism, the Outgoing Gateway PINX shall, on encountering a condition in the public ISDN in which it is appropriate to invoke one or more of the supplementary services for which path retention has been requested, either:

- i) proceed as if path retention had not been requested; or
- ii) retain the network connection and allow invocation of the supplementary services concerned in accordance with A.5.2.

NOTE 1 - If invocation of a supplementary service is requested while the network connection is retained, the Outgoing Gateway PINX is responsible for establishing a new network connection through the public ISDN in order to request invocation of the supplementary service. Failure to establish a new network connection (e.g. because of network congestion) can cause the Outgoing Gateway PINX to reject the supplementary service and release the call.

NOTE 2 - At the time of publication of this International Standard, no equivalent mechanism was specified for public ISDNs.

A.7 Path Retention impact of interworking with non-ISDNs

When interworking with a non-ISDN that does not support an equivalent mechanism, the procedures defined in A.6 for interworking with a public ISDN that does not support an equivalent mechanism shall apply.

When interworking with a non-ISDN that does support an equivalent mechanism, the two networks may cooperate in the operation of path retention. In this case, either the Originating PINX functionality or the Terminating PINX functionality will be provided in the non-ISDN. The Incoming or Outgoing Gateway PINX shall provide conversion between the signalling protocol specified in this International Standard and the signalling protocol of the other network.

A.8 Path Retention parameter values (timers)

Timer PRT1 operates at the Terminating PINX during state PRTT-Retained. Its purpose is to protect against absence of a supplementary service invocation request as a response to the serviceAvailable invoke APDU.

Timer PRT1 shall have a value not less than 60 s.

A.9 Specification and Description Language (SDL) - Representation of procedures (informative)

The diagrams in this annex use the Specification and Description Language defined in ITU-T Rec. Z.100 (1999).

Each diagram represents the behaviour of a Path Retention entity at a particular type of PINX. In accordance with the protocol model described in ISO/IEC 11582, the Path Retention entity as a part of the Coordination Function uses the services of Generic Functional Procedures Control and Basic Call Control and provides services to the various SS Control entities.

Where an output symbol represents a primitive to other parts of the Coordination Function, and that primitive results in a PSS1 message being sent, the output symbol bears the name of the message and any remote operations APDU contained in that message. In case of a message specified in ISO/IEC 11572, basic call actions associated with the sending of that message are deemed to occur.

Where an input symbol represents a primitive from other parts of the Coordination Function, and that primitive results from receipt of a PSS1 message, the input symbol bears the name of the message and any remote operations APDU contained in that message. In case of a message specified in ISO/IEC 11572, basic call actions associated with the receipt of that message are deemed to occur.

The following abbreviation is used:

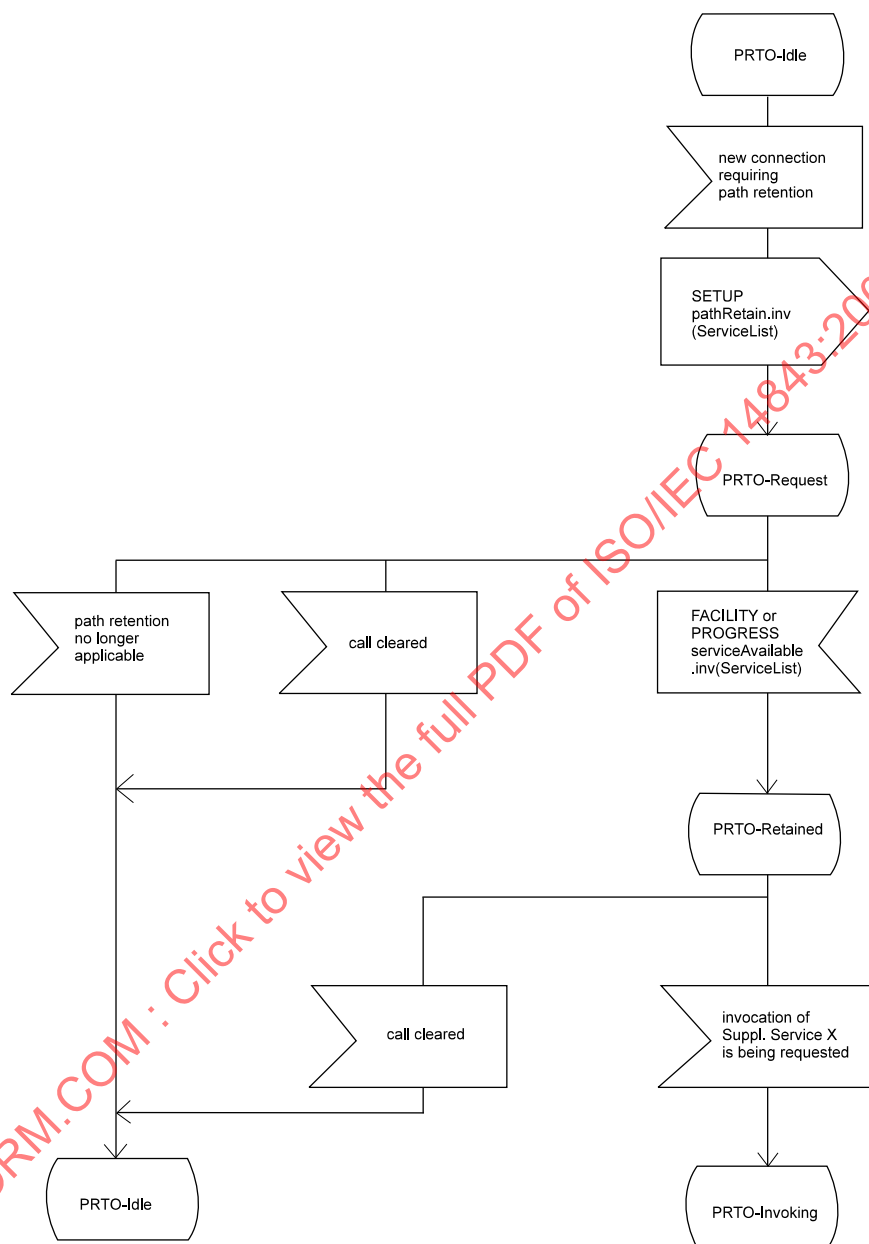
inv. invoke APDU

A.9.1 SDL representation of Path Retention at the Originating PINX

Figure A.1 shows the behaviour of a Path Retention entity within the Originating PINX.

In figure A.1 output signals to the right represent messages sent via protocol control, input signals from the right represent messages received via protocol control, and input signals from the left represent internal primitives.

IECNORM.COM : Click to view the full PDF of ISO/IEC 14843:2003



95-0047-A

Figure A.1 (sheet 1 of 2) - SDL representation of Path Retention at the Originating PINX

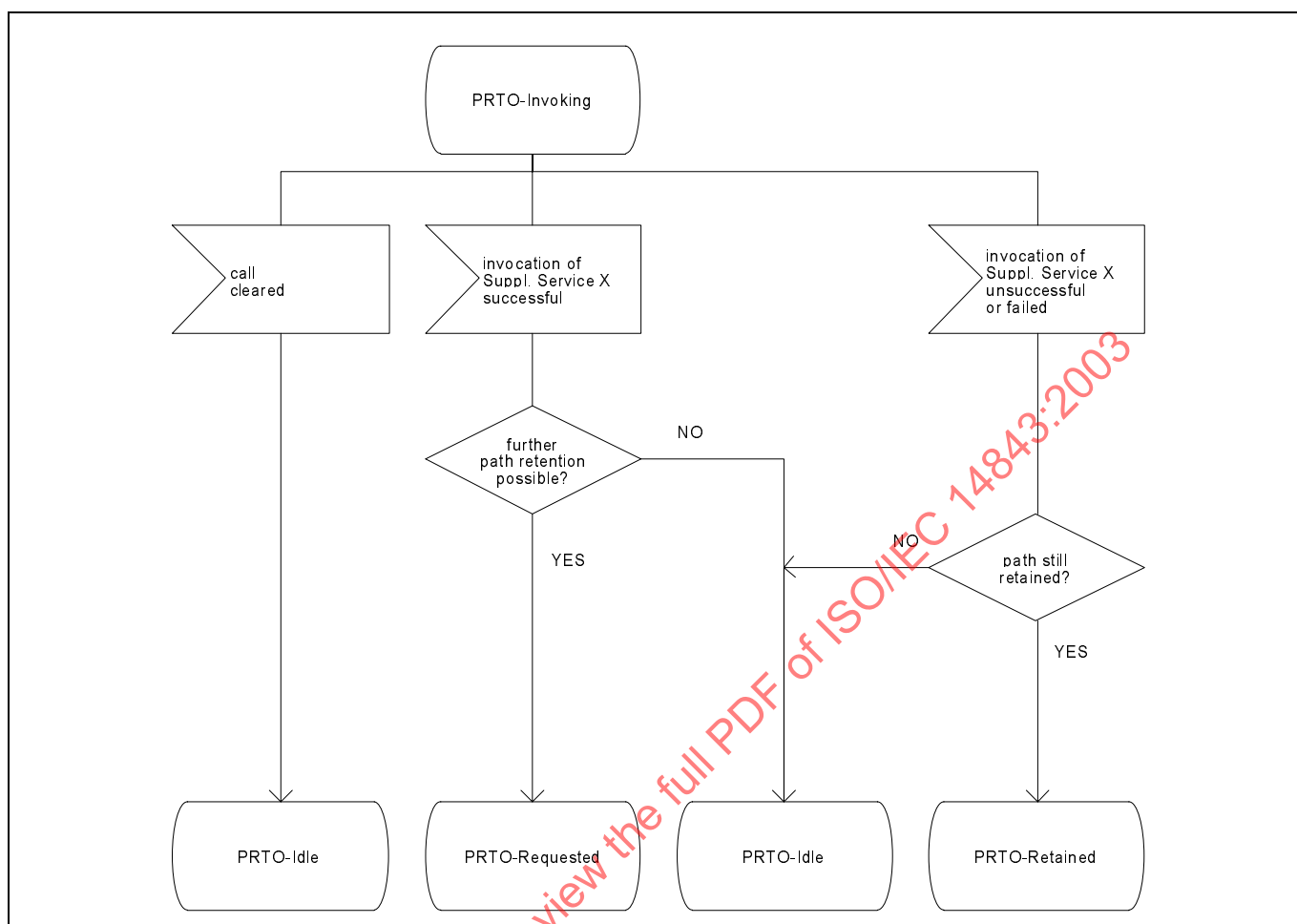


Figure A.1 (sheet 2 of 2) - SDL representation of Path Retention at the Originating PINX

A.9.2 SDL representation of Path Retention at the Terminating PINX

Figure A.2 shows the behaviour of a Path Retention entity within the Terminating PINX.

In figure A.2 output signals to the left represent messages sent via protocol control, input signals from the left represent messages received via protocol control, and input signals from the right represent internal primitives.

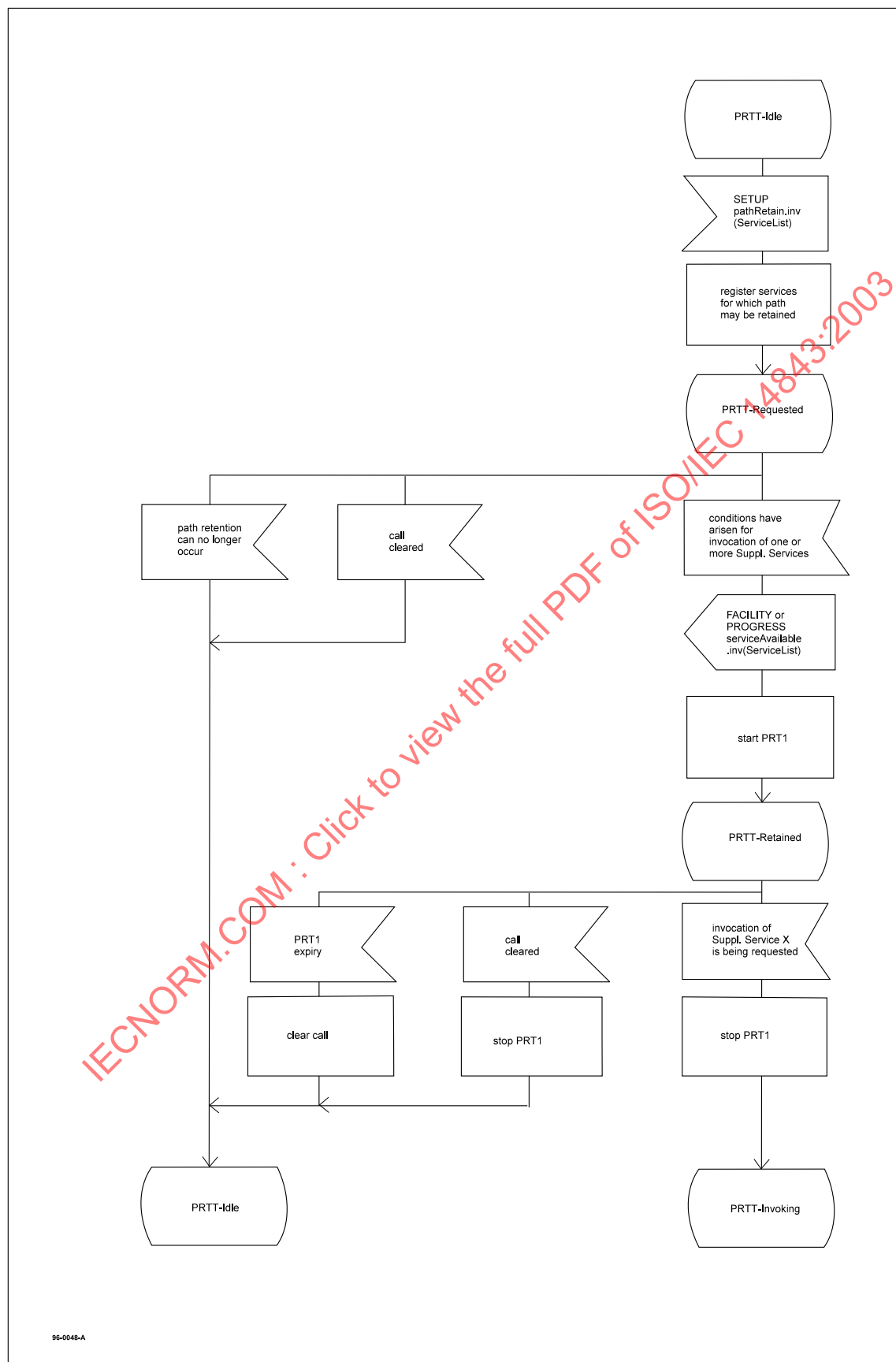


Figure A.2 (sheet 1 of 2) - SDL representation of Path Retention at the Terminating PINX

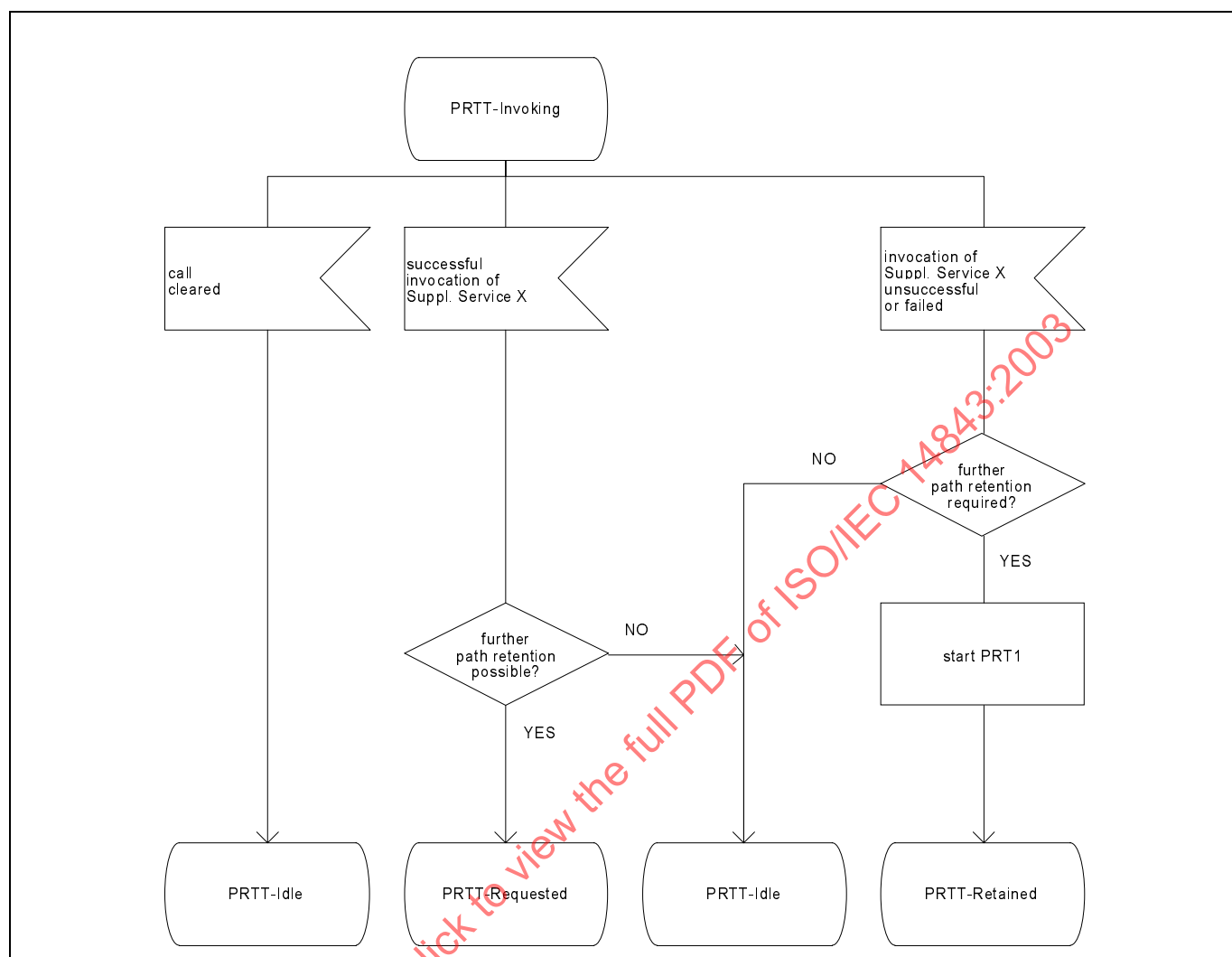


Figure A.2 (sheet 2 of 2) - SDL representation of Path Retention at the Terminating PINX

Annex B (normative)

Protocol Implementation Conformance Statement (PICS) proforma

B.1 Introduction

The supplier of a protocol implementation which is claimed to conform to this International Standard shall complete the following Protocol Implementation Conformance Statement (PICS) proforma.

A completed PICS proforma is the PICS for the implementation in question. The PICS is a statement of which capabilities and options of the protocol have been implemented. The PICS can have a number of uses, including use:

- by the protocol implementor, as a check list to reduce the risk of failure to conform to the Standard through oversight;
- by the supplier and acquirer, or potential acquirer, of the implementation, as a detailed indication of the capabilities of the implementation, stated relative to the common basis for understanding provided by the Standard's PICS proforma;
- by the user or potential user of the implementation, as a basis for initially checking the possibility of interworking with another implementation - while interworking can never be guaranteed, failure to interwork can often be predicted from incompatible PICS's;
- by a protocol tester, as the basis for selecting appropriate tests against which to assess the claim for conformance of the implementation.

B.2 Instructions for completing the PICS proforma

B.2.1 General structure of the PICS proforma

The PICS proforma is a fixed format questionnaire divided into sub-clauses each containing a group of individual items. Each item is identified by an item number, the name of the item (question to be answered), and the reference(s) to the clause(s) that specifies (specify) the item in the main body of this International Standard.

The "Status" column indicates whether an item is applicable and if so whether support is mandatory or optional. The following terms are used:

m	mandatory (the capability is required for conformance to the protocol);
o	optional (the capability is not required for conformance to the protocol, but if the capability is implemented it is required to conform to the protocol specifications);
o.<n>	optional, but support of at least one of the group of options labelled by the same numeral <n> is required;
x	prohibited;
c.<cond>	conditional requirement, depending on support for the item or items listed in condition <cond>;
<item>;m	simple conditional requirement, the capability being mandatory if item number <item> is supported, otherwise not applicable;
<item>;o	simple conditional requirement, the capability being optional if item number <item> is supported, otherwise not applicable.

Answers to the questionnaire items are to be provided either in the "Support" column, by simply marking an answer to indicate a restricted choice (Yes or No), or in the "Not Applicable" column (N/A).

B.2.2 Additional information

Items of Additional Information allow a supplier to provide further information intended to assist the interpretation of the PICS. It is not intended or expected that a large quantity will be supplied, and a PICS can be considered complete without any such information. Examples might be an outline of the ways in which a (single) implementation can be set up to operate in a variety of environments and configurations.

References to items of Additional Information may be entered next to any answer in the questionnaire, and may be included in items of Exception information.

B.2.3 Exception information

It may occasionally happen that a supplier will wish to answer an item with mandatory or prohibited status (after any conditions have been applied) in a way that conflicts with the indicated requirement. No pre-printed answer will be found in the Support column for this. Instead, the supplier is required to write into the support column an x.<i> reference to an item of Exception Information, and to provide the appropriate rationale in the Exception item itself.

An implementation for which an Exception item is required in this way does not conform to this International Standard. A possible reason for the situation described above is that a defect in the Standard has been reported, a correction for which is expected to change the requirement not met by the implementation.

IECNORM.COM : Click to view the full PDF of ISO/IEC 14843:2003

B.3 PICS proforma for ISO/IEC 14843**B.3.1 Implementation identification**

Supplier	
Contact point for queries about the PICS	
Implementation Name(s) and Version(s)	
Other information necessary for full identification, e.g. Name(s) and Version(s) for machines and/or operating systems; system name(s)	

Only the first three items are required for all implementations; other information may be completed as appropriate in meeting the requirement for full identification.

The terms Name and Version should be interpreted appropriately to correspond with a suppliers terminology (e.g. Type, Series, Model).

B.3.2 Protocol summary

Protocol version	1.0
Addenda implemented (if applicable)	
Amendments implemented	
Have any exception items been required (see B.2.3)?	No <input type="checkbox"/> Yes <input type="checkbox"/> (The answer Yes means that the implementation does not conform to this International Standard)

Date of statement

B.3.3 General

Item	Question/feature	References	Status	N/A	Support
A1	Support of SS-CO in Originating PINX	6.6.1	o.1		Yes [] No []
A2	Support of SS-CO in Terminating PINX	6.6.2	o.1		Yes [] No []
A3	Behaviour as Gateway to support SS-CO from user in PINX to user in public ISDN	6.7	o		Yes [] No []
A4	Behaviour as Gateway to support SS-CO from user in PINX to user in other network	6.8	o		Yes [] No []
A5	Behaviour as Gateway to support SS-CO from user in other network to user in PINX	6.8	o		Yes [] No []

B.3.4 Procedures

Item	Question/feature	References	Status	N/A	Support
B1	Support of relevant ISO/IEC 11572 and ISO/IEC 11582 procedures	6.2.1, 6.2.2, 6.2.3	m		Yes []
B2	SS-CO invocation without path retention in Originating PINX	6.6.1	A1:o.2	[]	Yes [] No []
B3	SS-CO invocation with path retention in Originating PINX	6.6.1, A.2.1, A.5.1	A1:o.2	[]	Yes [] No []
B4	SS-CO invocation without path retention in Terminating PINX	6.6.2	A2:m	[]	Yes []
B5	SS-CO invocation with path retention in Terminating PINX	6.6.2, A.2.2, A.5.2	A2:m	[]	Yes []

B.3.5 Coding

Item	Question/feature	References	Status	N/A	Support
C1	Sending of callOfferRequest invoke APDU and receipt of callOfferRequest return result and error APDU in Originating PINX	6.3.1, 6.3.3.1 6.3.4	A1:m	[]	Yes []
C2	Sending of pathRetain invoke APDU and receipt of serviceAvailable invoke APDU in Originating PINX	6.3.1, A.3	B3:m	[]	Yes []
C3	Receipt of callOfferRequest invoke APDU and sending of callOfferRequest return result and error APDU in Terminating PINX	6.3.1, 6.3.3.1 6.3.4	A2:m	[]	Yes []
C4	Receipt of pathRetain invoke APDU and sending of serviceAvailable invoke APDU in Terminating PINX	6.3.1, A.3	A2:m	[]	Yes []
C5	Sending of notification "remoteUserAlerting" in Terminating PINX	6.3.2, 6.3.3.2 6.3.4	A2:o	[]	Yes [] No []

B.3.6 Timers

Item	Question/feature	References	Status	N/A	Support
D1	Support of timer T1	6.10	A1:m	<input type="checkbox"/>	Yes <input type="checkbox"/> Value []
D2	Support of timer PRT1	A.8	A2:m	<input type="checkbox"/>	Yes <input type="checkbox"/> Value []

B.3.7 Protocol interactions with Call Transfer (SS-CT)

Item	Question/feature	Reference	Status	N/A	Support
E1	Support of SS-CT (transfer by join)		o		Yes <input type="checkbox"/> No <input type="checkbox"/>
E2	Support of SS-CT (transfer by rerouteing)		o		Yes <input type="checkbox"/> No <input type="checkbox"/>
E3	Interactions at Initiation of SS-CT during SS-CO at Transferring PINX	6.9.5.1.1	c.1	<input type="checkbox"/>	m: Yes <input type="checkbox"/>
E4	Interactions at Initiation of SS-CT during SS-CO at Secondary PINX	6.9.5.1.2	c.2	<input type="checkbox"/>	m: Yes <input type="checkbox"/>
E5	Interactions between SS-CT by join and SS-CO for notifications at Secondary PINX	6.9.5.2.1	c.3	<input type="checkbox"/>	m: Yes <input type="checkbox"/>
E6	Interactions between SS-CT by rerouteing and SS-CO for notification at Secondary PINX	6.9.5.2.2	c.4	<input type="checkbox"/>	m: Yes <input type="checkbox"/>

c.1: if (A1 and E1) or (A1 and E2) then mandatory, else N/A

c.2: if (A2 and E1) or (A2 and E2) then mandatory, else N/A

c.3: If (A2 and E1) then mandatory, else N/A

c.4: if (A2 and E2) then mandatory, else N/A

B.3.8 Protocol interactions with Call Forwarding Unconditional (SS-CFU)

Item	Question/feature	Reference	Status	N/A	Support
F1	Support of SS-CFU (Rerouteing PINX)		o		Yes <input type="checkbox"/> No <input type="checkbox"/>
F2	Support of SS-CFU (Originating PINX)		o		Yes <input type="checkbox"/> No <input type="checkbox"/>
F3	Interactions at Rerouteing PINX	6.9.6.1	F1:m	<input type="checkbox"/>	m: Yes <input type="checkbox"/>
F4	Interactions at Originating PINX	6.9.6.2	c.1	<input type="checkbox"/>	m: Yes <input type="checkbox"/>

c.1: if (A1 and F2) then mandatory, else N/A

B.3.9 Protocol interactions with Call Forwarding Busy (SS-CFB)

Item	Question/feature	Reference	Status	N/A	Support
G1	Support of SS-CFB (Originating PINX)		o		Yes [] No []
G2	Support of SS-CFB (Rerouteing PINX)		o		Yes [] No []
G3	Support of SS-CFB (Served User PINX)		o		Yes [] No []
G4	Interactions at Rerouteing PINX	6.9.7.1	c.1	[]	m: Yes []
G5	Interactions at Originating PINX	6.9.7.2	c.2	[]	m: Yes []
G6	Interactions at Served User PINX	6.9.7.3	c.3	[]	m: Yes []

c.1: if (A1 or A2) and F2 then mandatory, else N/A

c.2: If (A1 and G1) then mandatory, else N/A

c.3: if (A2 and G3) then mandatory, else N/A

B.3.10 Protocol interactions with Do Not Disturb Override (SS-DNDO)

Item	Question/feature	Reference	Status	N/A	Support
H1	Support of SS-DNDO (Terminating PINX)		o		Yes [] No []
H2	Interactions at the Terminating PINX	6.9.11.1	c.1	[]	m: Yes []

c.1: if (A2 and H1) then mandatory, else N/A

B.3.11 Protocol interactions with Call Intrusion (SS-CI)

Item	Question/feature	Reference	Status	N/A	Support
I1	Support of SS-CI (Originating PINX)		o		Yes [] No []
I2	Support of SS-CI (Terminating PINX)		o		Yes [] No []
I3	Interactions at the Originating PINX	6.9.12.1	c.1	[]	Yes [] No []
I4	Interactions at the Terminating PINX	6.9.12.2	c.2	[]	Yes [] No []

c.1: if (A1 and I1) then optional, else N/A

c.2: if (A2 and I2) then optional, else N/A

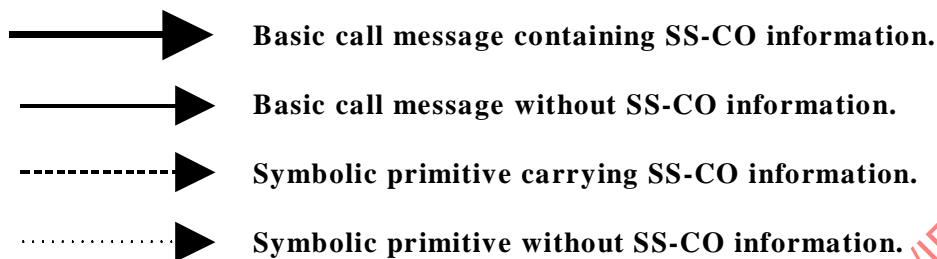
Annex C

(informative)

Examples of message sequences

This annex describes some typical message flows for SS-CO. The following conventions are used in the figures of this annex.

- 1 The following notation is used:



xxx.inv	Invoke APDU for operation xxx
xxx.res	Return result APDU for operation xxx
xxx.err	Return error APDU for operation xxx

- 2 The figures show messages exchanged via Protocol Control between PINXs involved in SS-CO. Only messages relevant to SS-CO are shown.
- 3 Only the relevant information content (i.e., remote operation APDUs) is listed below each message name. The Facility information elements containing remote operation APDUs are not explicitly shown. Information with no impact on SS-CO is not shown.
- 4 Some interactions with users are included in the form of symbolic primitives. The actual protocol at the terminal interface is outside the scope of this International Standard.
- 5 RELEASE, RELEASE COMPLETE messages are not shown.
- 6 The examples assume en-bloc sending.
- 7 The following abbreviations are used:

coRequest	callOfferRequest
co request	SS-CO request
co confirm	SS-CO confirmation
co reject	SS-CO rejection
co indication	SS-CO indication

C.1 Example message sequence for normal operation of SS-CO without Path Retention

In this example the coRequest return result APDU is sent in an ALERTING message.

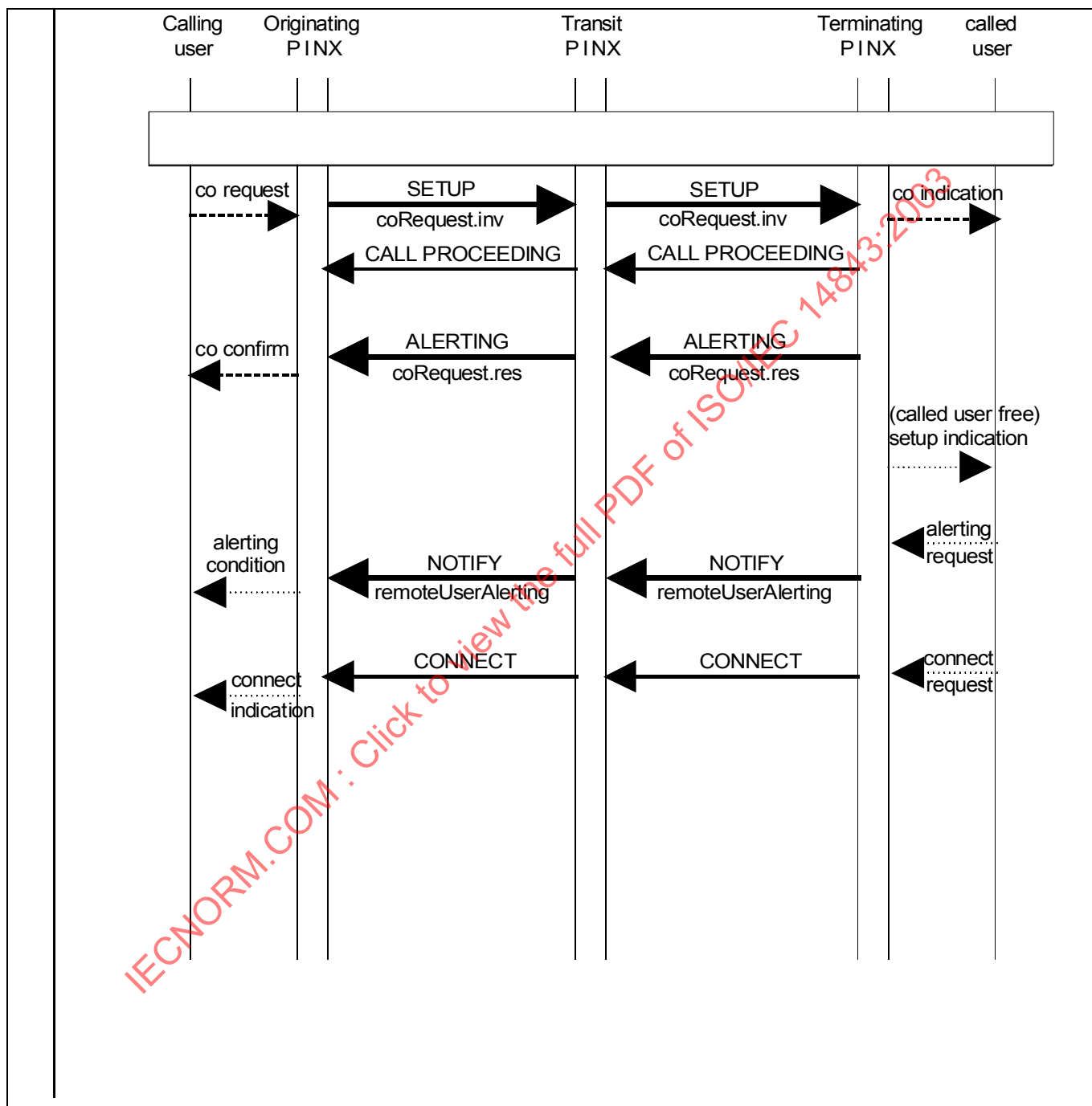


Figure C.1 - Message sequence for normal operation of SS-CO without Path Retention

C.2 Example message sequence for normal operation of SS-CO with Path Retention

In this example the coRequest return result APDU is sent in a FACILITY message and the service completes when the called user is alerting.

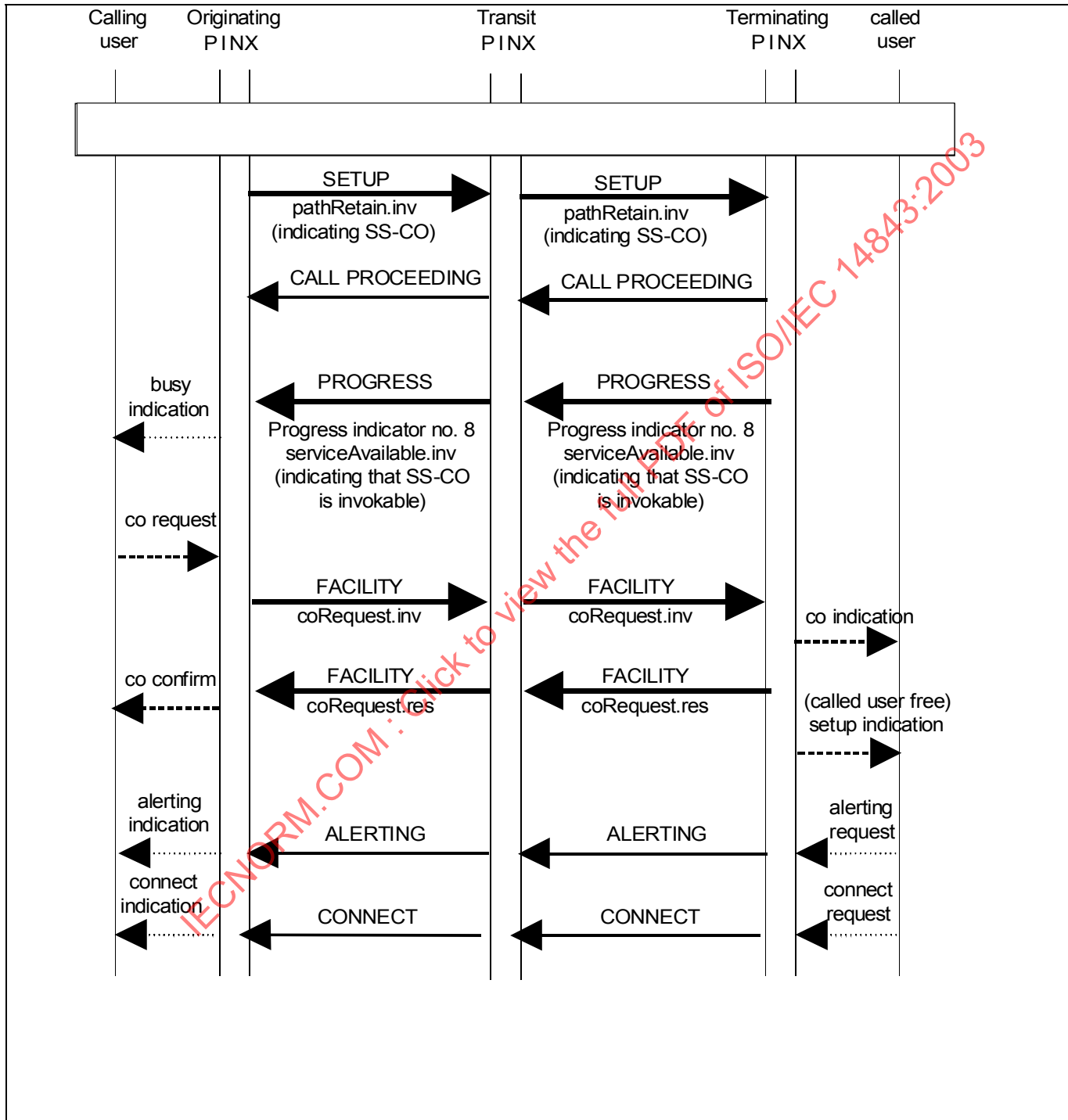


Figure C.2 - Message sequence for normal operation of SS-CO with Path Retention