
Information technology — Cross-jurisdictional and societal aspects of implementation of biometric technologies — Pictograms, icons and symbols for use with biometric systems —

**Part 5:
Face applications**

Technologie de l'information — Aspects sociétaux et trans-juridictionnels de la mise en oeuvre de technologies biométriques — Pictogrammes, icônes et symboles pour l'utilisation avec les systèmes biométriques —

Partie 5: Applications utilisant des images faciales



IECNORM.COM : Click to view the full PDF of ISO/IEC 24779-5:2020



COPYRIGHT PROTECTED DOCUMENT

© ISO/IEC 2020

All rights reserved. Unless otherwise specified, or required in the context of its implementation, no part of this publication may be reproduced or utilized otherwise in any form or by any means, electronic or mechanical, including photocopying, or posting on the internet or an intranet, without prior written permission. Permission can be requested from either ISO at the address below or ISO's member body in the country of the requester.

ISO copyright office
CP 401 • Ch. de Blandonnet 8
CH-1214 Vernier, Geneva
Phone: +41 22 749 01 11
Fax: +41 22 749 09 47
Email: copyright@iso.org
Website: www.iso.org

Published in Switzerland

Contents

| | Page |
|---|------|
| Foreword | iv |
| Introduction | v |
| 1 Scope | 1 |
| 2 Normative references | 2 |
| 3 Terms and definitions | 2 |
| 4 Conformance | 2 |
| 5 Individual pictograms, icons and symbols | 2 |
| 5.1 General symbol for facial recognition | 2 |
| 5.2 Facial image capture on biometric systems | 3 |
| 5.3 Single person | 3 |
| 5.4 No hat | 4 |
| 5.5 No sunglasses | 4 |
| 5.6 Neutral expression | 5 |
| 5.7 Hair up | 5 |
| 5.8 View direction | 6 |
| Bibliography | 7 |

Foreword

ISO (the International Organization for Standardization) and IEC (the International Electrotechnical Commission) form the specialized system for worldwide standardization. National bodies that are members of ISO or IEC participate in the development of International Standards through technical committees established by the respective organization to deal with particular fields of technical activity. ISO and IEC technical committees collaborate in fields of mutual interest. Other international organizations, governmental and non-governmental, in liaison with ISO and IEC, also take part in the work. In the field of information technology, ISO and IEC have established a joint technical committee, ISO/IEC JTC 1.

The procedures used to develop this document and those intended for its further maintenance are described in the ISO/IEC Directives, Part 1. In particular the different approval criteria needed for the different types of document should be noted. This document was drafted in accordance with the editorial rules of the ISO/IEC Directives, Part 2 (see www.iso.org/directives).

Attention is drawn to the possibility that some of the elements of this document may be the subject of patent rights. ISO and IEC shall not be held responsible for identifying any or all such patent rights. Details of any patent rights identified during the development of the document will be in the Introduction and/or on the ISO list of patent declarations received (see www.iso.org/patents).

Any trade name used in this document is information given for the convenience of users and does not constitute an endorsement.

For an explanation on the voluntary nature of standards, the meaning of ISO specific terms and expressions related to conformity assessment, as well as information about ISO's adherence to the World Trade Organization (WTO) principles in the Technical Barriers to Trade (TBT) see the following URL: www.iso.org/iso/foreword.html.

This document was prepared by ISO/IEC JTC 1, *Information technology*, SC 37, *Biometrics*.

A list of all the parts in the ISO 24779 series, can be found on the ISO website.

Introduction

A major public application of biometric authentication today is likely to be passports, but in the near future it is probable that biometrics recognition will be used in other public terminals. These terminals will be located in a variety of environments including unsupervised, a terminal supervised by an attendant or only partly supervised, for example an attendant supervising a number of terminals or observed via CCTV and an audio link.

Language-independent symbols that indicate the modality of biometrics and/or instructions, such as icons, will be particularly important for occasional users. In general it is desirable for there to be more than one mode of presentation (e.g. visual and audible or tactile). Only visual presentation is addressed in the ISO/IEC 24779 series.

A standard family of pictograms, icons and symbols is necessary since, in the absence of widely used standard pictograms, icons and symbols, manufacturers will adopt their own proprietary pictograms, icons and symbols for display on screens. This is likely to lead to confusion, e.g. for public users of self-service terminals.

IECNORM.COM : Click to view the full PDF of ISO/IEC 24779-5:2020

IECNORM.COM : Click to view the full PDF of ISO/IEC 24779-5:2020

Information technology — Cross-jurisdictional and societal aspects of implementation of biometric technologies — Pictograms, icons and symbols for use with biometric systems —

Part 5: Face applications

1 Scope

The ISO/IEC 24779 series of standards focuses on communication with the data capture subject.

This document contains a set of pictograms, icons and symbols to help the general public understand the concepts and procedures for using electronic systems that collect and/or evaluate facial images. Operators can use this document, with the possibility of using additional symbols and information. This set of pictograms, icons and symbols is designed to be used to:

- identify the type of biometric sensor;
- provide supporting instructions related to facial image collection.

To provide this functionality, the set of pictograms, icons and symbols includes both directional pictograms, icons and symbols and action or feedback pictograms, icons and symbols. The facial image pictograms, icons and symbols include:

- facial image capture;
- single person;
- no hat;
- no sunglasses;
- neutral expression;
- hair up;
- view direction.

Although the pictograms, icons and symbols are presented individually, the pictograms, icons and symbols are intended to be combined to fully illustrate the facial image capture interaction. For example, in a customs or immigration environment, procedures constructed from the individual pictograms, icons and symbols could be presented as:

- a series of posters while passengers are in the queue;
- a series of transitional frames in a biometric booth;
- an animated video or series of transitional frames while passengers are in the queue;
- instructional leaflets for passengers to read in the queue.

2 Normative references

There are no normative references in this document.

3 Terms and definitions

No terms and definitions are listed in this document.

ISO and IEC maintain terminological databases for use in standardization at the following addresses:

- ISO Online browsing platform: available at <https://www.iso.org/obp>
- IEC Electropedia: available at <http://www.electropedia.org/>

4 Conformance

The definitions of pictograms, icons and symbols used in a biometric system are in conformance with this document if they are used as instructed in [Clause 5](#).

5 Individual pictograms, icons and symbols

5.1 General symbol for facial recognition




Figure 1 — Facial recognition (IEC 60417-6361)

This symbol is the general symbol for facial recognition.

5.2 Facial image capture on biometric systems




Figure 2 — Facial image capture (IEC 60417-6354)

This symbol is used on way finding signs, to identify that a facial image capture equipment station lies ahead.

5.3 Single person



Figure 3 — Single person (IEC 60417-6355A)

This symbol is used at approach/entrance to a facial image capture equipment station to provide instruction that a single person only at a time is allowed, no group is allowed.

5.4 No hat



Figure 4 — No hat (IEC 60417-6356)

This symbol is an information symbol used on a facial image capture equipment station to provide instruction to remove the hat.

5.5 No sunglasses

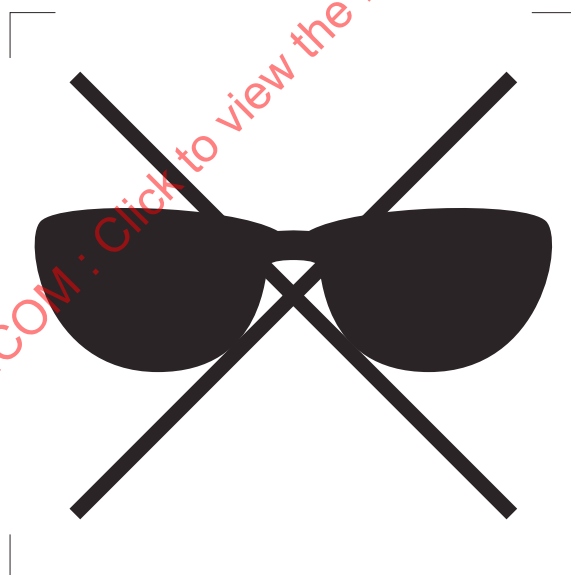


Figure 5 — No sunglasses (IEC 60417-6357)

This symbol is an information symbol used on a facial image capture equipment station to provide instruction to remove sunglasses.

5.6 Neutral expression




Figure 6 — Neutral expression (IEC 60417-6358A)

This symbol is an information symbol used on a facial image capture equipment station to provide instruction to remain 'straight faced'.

5.7 Hair up



Figure 7 — Hair up (IEC 60417-6359)

This symbol is an information symbol used on a facial image capture equipment station to provide instruction to move hair from over the eyes.