
Graphical symbols — Registered public information symbols

*Symboles graphiques — Symboles destinés à l'information du public
enregistrés*

STANDARDSISO.COM : Click to view the full PDF of ISO 7001:2023



STANDARDSISO.COM : Click to view the full PDF of ISO 7001:2023



COPYRIGHT PROTECTED DOCUMENT

© ISO 2023

All rights reserved. Unless otherwise specified, or required in the context of its implementation, no part of this publication may be reproduced or utilized otherwise in any form or by any means, electronic or mechanical, including photocopying, or posting on the internet or an intranet, without prior written permission. Permission can be requested from either ISO at the address below or ISO's member body in the country of the requester.

ISO copyright office
CP 401 • Ch. de Blandonnet 8
CH-1214 Vernier, Geneva
Phone: +41 22 749 01 11
Email: copyright@iso.org
Website: www.iso.org

Published in Switzerland

Contents

	Page
Foreword.....	iv
Introduction.....	v
1 Scope.....	1
2 Normative references.....	1
3 Terms and definitions.....	1
4 General.....	2
4.1 Size.....	2
4.2 Text.....	2
4.3 Arrows.....	2
4.4 Colour and contrast.....	3
4.5 Negation.....	3
5 Meanings and categorization of public information symbols.....	5
5.1 General.....	5
5.2 Meaning.....	5
5.3 Categorization.....	5
6 Standardized public information symbols.....	23
Bibliography.....	114

Foreword

ISO (the International Organization for Standardization) is a worldwide federation of national standards bodies (ISO member bodies). The work of preparing International Standards is normally carried out through ISO technical committees. Each member body interested in a subject for which a technical committee has been established has the right to be represented on that committee. International organizations, governmental and non-governmental, in liaison with ISO, also take part in the work. ISO collaborates closely with the International Electrotechnical Commission (IEC) on all matters of electrotechnical standardization.

The procedures used to develop this document and those intended for its further maintenance are described in the ISO/IEC Directives, Part 1. In particular, the different approval criteria needed for the different types of ISO documents should be noted. This document was drafted in accordance with the editorial rules of the ISO/IEC Directives, Part 2 (see www.iso.org/directives).

Attention is drawn to the possibility that some of the elements of this document may be the subject of patent rights. ISO shall not be held responsible for identifying any or all such patent rights. Details of any patent rights identified during the development of the document will be in the Introduction and/or on the ISO list of patent declarations received (see www.iso.org/patents).

Any trade name used in this document is information given for the convenience of users and does not constitute an endorsement.

For an explanation of the voluntary nature of standards, the meaning of ISO specific terms and expressions related to conformity assessment, as well as information about ISO's adherence to the World Trade Organization (WTO) principles in the Technical Barriers to Trade (TBT), see www.iso.org/iso/foreword.html.

This document was prepared by Technical Committee ISO/TC 145, *Graphical symbols*, Subcommittee SC 1, *Public information symbols*.

This fourth edition cancels and replaces the third edition (ISO 7001:2007), which has been technically revised. It also incorporates the amendments ISO 7001:2007/Amd 1:2013, ISO 7001:2007/Amd 2:2015, ISO 7001:2007/Amd 3:2016, ISO 7001:2007/Amd 4:2017 and ISO 7001:2007/DAMD 5:2021 and the Technical Corrigendum ISO 7001:2007/Amd 1:2013/Cor. 1:2014.

The main changes are as follows:

- addition of previously unpublished public information symbols (PI CF 021, PI CF 022, PI PF 077, PI PF 078, PI PF 079, PI PF 080, PI PF 081, PI PF 082 and PI TF 044);
- addition of a new category of public information symbols, Accessibility, with the code PI AC and the transfer of public information symbols from other categories to this category with new reference numbers.

Any feedback or questions on this document should be directed to the user's national standards body. A complete listing of these bodies can be found at www.iso.org/members.html.

All public information symbols are available on the ISO Online browsing platform at <https://www.iso.org/obp/ui>.

Introduction

This document has been developed as a result of the increasing use of non-verbal presentation of information in buildings and other places and for services used by the public. Graphical symbols should be used where text messages will possibly be a barrier to understanding.

Continued growth in international trade, travel and tourism requires a common method of communication, and standardization of public information symbols will help both providers and users, including those with disabilities. Lack of standardization has the potential to lead to confusion.

The use of standardized public information symbols does not replace the need for careful consideration and application of wayfinding and signing schemes; it is recognized that public information symbols will often be used with text in signing systems. This can aid education and comprehension, particularly for new symbols and those which have less common usage.

ISO 7001 is intended to be used by all Technical Committees within ISO charged with developing specific public information symbols for their industry, to ensure that there is only one symbol for each meaning. It is also intended that this document be revised regularly to include public information symbols as they are standardized by ISO and which conform to the principles for development as developed by ISO/TC 145/SC 1. Further design criteria will be added as appropriate and will be approved by ISO/TC 145/SC 1. Specific acceptance criteria, procedures and application forms can be found on the ISO/TC 145/SC 1 website: <https://isotc.iso.org/livelink/livelink?func=ll&objId=9945810&objAction=browse&viewType=1>.

The public information symbols in this document have been validated by ISO/TC 145/SC 1 according to procedures of standardization current at the time of publication. Future standardization of public information symbols will be facilitated with suitable evaluation techniques, such as the testing outlined in the ISO 9186 series. Acceptance criteria for public information symbol qualification ought to be such that there is confidence that a suitable proportion of the intended audience will understand them.

Public information symbols given in this document are considered to have achieved a satisfactory degree of comprehension as established by independent testing or as a result of their use and application at an international level.

The public information symbols given in this document should be reproduced as published. However, it is recognized that there are possibly particular national characteristics and cultural requirements which require minor variations. This is acceptable providing the key elements and design intent of the standardized symbol are not compromised.

STANDARDSISO.COM : Click to view the full PDF of ISO 7001:2023

Graphical symbols — Registered public information symbols

1 Scope

This document specifies graphical symbols for the purposes of public information.

This document is generally applicable to public information symbols in all locations and all sectors where the public has access. However, it is not applicable to safety signs or those sectors subject to specific regulations (e.g. traffic signs on public roads).

This document specifies the original symbols that can be scaled for reproduction and application purposes.

The symbols can be used in conjunction with text to improve comprehension.

2 Normative references

The following documents are referred to in the text in such a way that some or all of their content constitutes requirements of this document. For dated references, only the edition cited applies. For undated references, the latest edition of the referenced document (including any amendments) applies.

ISO 3864-1, *Graphical symbols — Safety colours and safety signs — Part 1: Design principles for safety signs and safety markings*

ISO 22727:2007, *Graphical symbols — Creation and design of public information symbols — Requirements*

3 Terms and definitions

For the purposes of this document, the following terms and definitions apply.

ISO and IEC maintain terminology databases for use in standardization at the following addresses:

- ISO Online browsing platform: available at <https://www.iso.org/obp>
- IEC Electropedia: available at <https://www.electropedia.org/>

3.1

graphical symbol

visually perceptible figure with a particular meaning used to transmit information independently of language

3.2

public information symbol

graphical symbol intended to give information to the general public, the understanding of which is independent of specialist or occupational training

3.3

safety sign

sign giving a general safety message, obtained by a combination of a colour and geometric shape and which, by the addition of a graphical symbol, gives a particular safety message

3.4

negation

indication of the absence or opposite of something actual or positive

3.5

meaning

message that a public information symbol is intended to convey

3.6

function

written description of the purpose of the information to be conveyed by a graphical symbol

3.7

image content

written description of the elements of a graphical symbol or safety sign and their relative disposition

4 General

4.1 Size

The public information symbols given in this document are designed to be reproduced in a variety of sizes to suit different applications from, for example, small-scale orientation notices to large-scale wayfinding signs, maps and guides.

4.2 Text

The graphical symbols have been designed with the intention that they can be used on their own to convey the information described in the meaning (except the direction arrow, which cannot be used on its own, see 4.3). However, they may be combined with the relevant text on, for example, a sign or notice if considered appropriate. This can be an advantage with less well-established symbols to aid understanding.

4.3 Arrows

The direction arrow (symbol number PI PF 030) shall only be used in conjunction with another symbol (or a symbol and text) to indicate movement of a person towards something. An example is shown in [Figure 1](#).




Figure 1 — Use of the direction arrow with the relevant symbol to indicate female toilet to the right

The direction arrow shall be used to indicate the direction of a person as shown in [Figure 2](#).









	Progress to the right
	Progress to the left
	Progress forward from here Progress forward and through from here Progress forward and up from here
	Progress up to the right Progress forward and across to the right
	Progress down to the right
	Progress up to the left Progress forward and across to the left
	Progress down to the left
	Progress down from here

Figure 2 — Use of direction arrows

The use of all other arrows is given with the relevant graphical symbol and meaning.

4.4 Colour and contrast

The public information symbols given in this document may be reproduced in any colour. However, the combination of safety colours and shapes specified in ISO 3864-1 shall be avoided to ensure there is no confusion between public information symbols and safety signs. This also applies to arrows where the use of green and white shall be avoided to ensure that there is no confusion with the direction arrow, safe condition, used for evacuation routes.

Adequate contrast between the symbol and its background is essential and the symbol should be given a sufficiently large surrounding area to ensure identifiability. All illustrations of graphical symbols in this document have corner marks to give an indication of the minimum area required.

4.5 Negation

Public information symbols shall be negated only for comfort or convenience reasons.

Where the whole activity is to be negated, the negation element shall be a diagonal bar running from top left to bottom right as shown in [Figure 3](#). In order to ensure that there is no confusion with safety signs, there shall not be a surrounding circle. The negation bar shall be placed over the graphical symbol. The graphical symbol shall be designed in such a way that when placed in the template specified in ISO 22727:2007, 7.2 the negation bar does not obscure critical details.

Where only a graphical symbol element in a public information symbol is to be negated to indicate a particular forbidden action, the negation element shall be a cross as shown in [Figure 4](#). The negation cross shall be placed over the graphical symbol element which is being negated.

The negation bar and the negation cross should normally be red.




Meaning: No baggage trolleys or carts.

Function: To signify that baggage trolleys or carts are not allowed.

Image content: Side view of piece of baggage on trolley or cart and negation bar.

Figure 3 — Example of the use of a negation bar



Meaning: Do not drop trash or litter or rubbish.

Function: To indicate that people should not drop trash or litter or rubbish.

Image content: Front view of human figure, with four representative articles of trash or litter or rubbish falling from their hand and a negation cross over them.

Figure 4 — Example of the use of a negation cross

5 Meanings and categorization of public information symbols

5.1 General

This document is maintained electronically using the ISO OBP database at <https://www.iso.org/obp/ui>, which includes all the symbols. The reference number for each symbol is indexed in the database to enable easy searching. Text searches are also possible.

[Tables 1](#) and [2](#), which include a reference number with each standardized public information symbol, may be used to facilitate searches within this database.

5.2 Meaning

[Table 1](#) presents the list of meanings in alphabetical order alongside their reference numbers.

5.3 Categorization

For the convenience of users of this document, the public information symbols have been grouped according to the areas where they are normally expected to be used. However, these groupings are not intended to be exclusive and the use of the public information symbols in other areas, where this is considered appropriate, is not precluded. The public information symbols are categorized as follows:

- a) PF: public facilities.
- b) TF: transport facilities.
- c) TC: tourism, culture and heritage.
- d) SA: sporting activities.
- e) CF: commercial facilities.
- f) BP: behaviour of the public (excluding public safety signs).
- g) AC: accessibility.

[Table 2](#) summarizes the standardized public information symbols in terms of these categorizations.

Each public information symbol should normally be used to convey only one public information message and should normally be placed in one category only.

Table 1 — Summary of meanings in alphabetical order

Meaning	Reference number
Accessible elevator or lift	PI AC 003
Accessible toilet or full accessibility	PI AC 001
Accommodation or hotel	PI CF 003
Airport bus	PI TF 027
Airport or aircraft	PI TF 001
Animal transportation	PI TF 038
Arrow – direction arrow	PI PF 030
Assistance dog – accessibility	PI AC 005
ATM (automatic teller machine) or cash service or cash dispenser	PI CF 005
Audio tour	PI TC 014
Baby care or nursery	PI PF 023
Baggage assist	PI PF 069

Table 1 (continued)

Meaning	Reference number
Baggage check or customs	PI TF 018
Baggage delivery	PI PF 068
Baggage lockers or coin lockers	PI PF 013
Baggage reclaim	PI TF 020
Baggage storage or left baggage	PI PF 012
Baggage trolleys or carts	PI PF 018
Baggage weighing	PI TF 030
Bar	PI CF 008
Barber or hair salon	PI CF 015
Bath	PI PF 026
Beach	PI TC 017
Bicycle or cycle facility	PI TF 010
Bicycle or cycle parking	PI TF 021
Biometric facial-recognition facility	PI BP 009
Blind or low vision – accessibility	PI AC 009
Bicycle – rental	PI TF 029
Bird sanctuary	PI TC 011
Boats or port or ships or ferries	PI TF 004
Buffet or coffee shop or café – refreshments	PI CF 002
Bureau de change or money or currency exchange	PI CF 004
Bus disembarkation	PI TF 039
Bus embarkation	PI TF 040
Bus station or bus stop or buses	PI TF 006
Cable car	PI TF 011
Cable railway or funicular	PI TF 012
Café or coffee shop or buffet – refreshments	PI CF 002
Camper van – self-contained	PI TF 036
Campfires – location	PI TC 010
Campsite or camping	PI TC 002
Caravan park or caravans	PI TC 003
Car parking or parking	PI TF 014
Car rental or hire or rent-a-car	PI TF 009
Car repair workshop	PI CF 017
Carts or baggage trolleys	PI PF 018
Cash service or cash dispenser or ATM (automatic teller machine)	PI CF 005
Chair lift	PI TF 013
Check-in or reception	PI PF 008
Changing room – men's	PI PF 079
Changing room – women's	PI PF 081
Cinema	PI CF 016
Cloakroom	PI PF 024
Coffee shop or café or buffet – refreshments	PI CF 002
Coin lockers or baggage lockers	PI PF 013
Communication in the specified language	PI PF 062

Table 1 (continued)

Meaning	Reference number
Conference facilities or meeting room	PI CF 010
Currency or money exchange or bureau de change	PI CF 004
Customs or baggage check	PI TF 018
Cycle or bicycle facility	PI TF 010
Cycle or bicycle parking	PI TF 021
Dance hall or ballroom	PI CF 021
Dentist	PI PF 043
Direction arrow	PI PF 030
Doctor or healthcare centre	PI PF 044
Dog assistance – accessibility	PI AC 005
Dogs should be carried	PI BP 006
Drinking water	PI PF 007
Drinking water fountain	PI PF 077
Electric vehicle charging station or point	PI TF 044
Elevator for goods	PI PF 078
Elevator or lift	PI PF 019
Elevator or lift accessible	PI AC 003
Embassy	PI PF 070
Entrance or way in	PI PF 028
Escalator	PI PF 020
Escalator, down	PI PF 033
Escalator, up	PI PF 034
Exit or way out	PI PF 029
Faucet or tap – automatic sensor	PI PF 074
Female toilets	PI PF 005
Ferries or port or ships or boats	PI TF 004
Filling station	PI CF 009
Flight arrivals	PI TF 016
Flight connections	PI TF 017
Flight departures	PI TF 015
Foot care or podiatry	PI CF 012
Full accessibility or toilets – accessible	PI AC 001
Funicular or cable railway	PI TF 012
General sports or sporting activities	PI SA 001
Hair salon or barber	PI CF 015
Hand dryer	PI PF 075
Hard of hearing – accessibility	PI AC 007
Headwear – no headwear	PI BP 015
Healthcare centre – child	PI PF 036
Healthcare centre or doctor	PI PF 044
Hearing impaired loop – accessibility	PI AC 015
Heliport or helicopters	PI TF 005
Hiking trail	PI TC 009
Hospital	PI PF 002

Table 1 (continued)

Meaning	Reference number
Hot spring or hot tub	PI TC 013
Hotel or accommodation	PI CF 003
Immigration or passport control or inspection	PI TF 019
Information	PI PF 001
Internet café	PI CF 011
Laundry service	PI CF 022
Left baggage or baggage storage	PI PF 012
Library	PI PF 037
Lift or elevator	PI PF 019
Lift or elevator accessible	PI AC 003
Limited walking capability – accessibility	PI AC 004
Line up or queue in single file	PI BP 003
Line up or queue in threes	PI BP 005
Line up or queue in twos	PI BP 004
Litter bin or trash box or rubbish bin	PI PF 027
Lockers – baggage lockers or coin lockers	PI PF 013
Look to a point	PI BP 010
Loop for hearing impaired – accessibility	PI AC 015
Lost and found or lost property	PI PF 009
Lounge or waiting area	PI PF 014
Low vision or blind – accessibility	PI AC 009
Mail box or post or post office	PI PF 016
Male toilets	PI PF 004
Meeting point	PI TF 042
Meeting point – tour group	PI TF 043
Meeting room or conference facilities	PI CF 010
Men's changing room	PI PF 079
Metro or underground railway station or trains	PI TF 003
Money or currency exchange or bureau de change	PI CF 004
Move hair	PI BP 012
Moving walkway	PI PF 032
Museum	PI PF 054
Natural area with public access	PI TC 008
Newsstand or news kiosk or newsagent	PI CF 014
Nursery or baby care	PI PF 023
Packed-lunch room	PI TC 016
Panorama or viewpoint	PI TC 001
Park – recreational	PI TC 006
Parking or car parking	PI TF 014
Parking – bicycle or cycle parking	PI TF 021
Passport – open passport and place on scanning device	PI BP 013
Passport control or inspection or immigration	PI TF 019
Passport control – manual	PI BP 011
Pedestrian overpass or footbridge	PI PF 080

Table 1 (continued)

Meaning	Reference number
Pedestrian underpass	PI PF 067
Personal assistant available – accessibility	PI AC 006
Pharmacy	PI CF 007
Picnic area	PI TC 004
Planetarium	PI TC 018
Play area	PI TC 005
Play area – indoor	PI TC 015
Podiatry or foot care	PI CF 012
Port or ships or ferries or boats	PI TF 004
Post or post office or mail box	PI PF 016
Priority access for elderly people – accessibility	PI AC 010
Priority access for injured people – accessibility	PI AC 011
Priority access for people with internal medical conditions – accessibility	PI AC 012
Priority access for people with small children – accessibility	PI AC 013
Priority access for expecting mothers – accessibility	PI AC 014
Priority facilities for obese people – accessibility	PI AC 016
Priority seats for elderly people – accessibility	PI AC 017
Priority seats for injured people – accessibility	PI AC 018
Priority seats for people with internal medical conditions – accessibility	PI AC 019
Priority seats for people with small children – accessibility	PI AC 020
Priority seats for expecting mothers – accessibility	PI AC 021
Priority seats for obese people – accessibility	PI AC 022
Proceed forward	PI BP 019
Quarantine	PI TF 031
Quarantine, animal	PI TF 032
Quarantine, people	PI TF 033
Quarantine, plant	PI TF 034
Quiet please or silence	PI BP 001
Queue or line up in single file	PI BP 003
Queue or line up in threes	PI BP 005
Queue or line up in twos	PI BP 004
Railway – funicular or cable railway	PI TF 012
Railway – underground or metro station or trains	PI TF 003
Railway station or railways or trains	PI TF 002
Ramped access or slope – accessibility	PI AC 002
Reception or check-in	PI PF 008
Recycling	PI PF 066
Recycling – cans	PI PF 063
Recycling – magnetic type of steel	PI PF 064
Recycling – glass	PI PF 065
Recycling – plastics	PI PF 082
Refreshments – coffee shop or café or buffet	PI CF 002
Rent-a-car or car rental or hire	PI TF 009
Rental bicycle	PI TF 029

Table 1 (continued)

Meaning	Reference number
Restaurant	PI CF 001
Rubbish bin or trash box or litter bin	PI PF 027
Security check	PI TF 037
Ships or port or ferries or boats	PI TF 004
Shoes – take off your shoes	PI BP 007
Shoeshine	PI CF 019
Shops or shopping	PI CF 006
Shower	PI PF 025
Silence or quiet please	PI BP 001
Single person	PI BP 018
Slope or ramped access – accessibility	PI AC 002
Smile – do not smile	PI BP 014
Smoking area or smoking allowed	PI PF 015
Snack machine	PI CF 020
Sports hall	PI SA 004
Sporting activities or general sports	PI SA 001
Stadium	PI SA 002
Stairs	PI PF 021
Stand on the left (or right)	PI BP 002
Station – underground or metro	PI TF 003
Station – railway or trains	PI TF 002
Streetcar or tram stop or streetcars or trams	PI TF 007
Sunglasses – no sunglasses	PI BP 017
Surveillance camera	PI BP 008
Swimming pool – indoor	PI SA 003
Tap or faucet – automatic sensor	PI PF 074
Taxi stop or taxis	PI TF 008
Telephone	PI PF 017
Tickets or ticket sales	PI PF 010
Ticket validation	PI PF 011
Toilets – accessible	PI AC 001
Toilets – female	PI PF 005
Toilets – male	PI PF 004
Toilets – unisex	PI PF 003
Toilet paper	PI PF 076
Trains or railway station or railways	PI TF 002
Trains – underground or metro	PI TF 003
Tram or streetcar stop or trams or streetcars	PI TF 007
Transportation centre	PI TF 028
Trash box or litter bin or rubbish bin	PI PF 027
Trolleys – baggage trolleys or carts	PI PF 018
Underground or metro railway station or trains	PI TF 003
Underpass – pedestrian	PI PF 067
Unisex toilets	PI PF 003

Table 1 (continued)

Meaning	Reference number
Vegetarian food	PI PF 050
Viewpoint or panorama	PI TC 001
Vision impaired – accessibility	PI AC 008
Wait	PI BP 016
Waiting area or lounge	PI PF 014
Water – drinking water	PI PF 007
Water taxi	PI TF 035
Way in or entrance	PI PF 028
Way out or exit	PI PF 029
Wetland reserve	PI TC 012
Wireless LAN	PI CF 018
Women's changing room	PI PF 081
Zoo	PI TC 007

Table 2 — Summary of all public information symbols

	Category						
	PF	TF	TC	SA	CF	BP	AC
	Public facilities	Transport facilities	Tourism, culture and heritage	Sporting activities	Commercial facilities	Behaviour of the public	Accessibility
Symbol							
Reference number	PI PF 001	PI TF 001	PI TC 001	PI SA 001	PI CF 001	PI BP 001	PI AC 001
Meaning	Information	Airport or aircraft	Viewpoint or panorama	Sporting activities or general sports	Restaurant	Quiet please or silence	Accessibility – Full accessibility or toilets access
Symbol							
Reference number	PI PF 002	PI TF 002	PI TC 002	PI SA 002	PI CF 002	PI BP 002	PI AC 002
Meaning	Hospital	Railway station or railways or trains	Campsite or camping	Stadium	Refreshments – coffee shop or café or buffet	Stand on the left (or right)	Accessibility – slope or ramped access
Symbol							
Reference number	PI PF 003	PI TF 003	PI TC 003	PI SA 003	PI CF 003	PI BP 003	PI AC 003
Meaning	Toilets – unisex	Underground or metro railway station or trains	Caravan park or caravans	Indoor swimming pool	Hotel or accommodation	Line up or queue in single file	Accessibility – elevator or lift

Table 2 (continued)































	Category						
	PF	TF	TC	SA	CF	BP	AC
	Public facilities	Transport facilities	Tourism, culture and heritage	Sporting activities	Commercial facilities	Behaviour of the public	Accessibility
Symbol							
Reference number	PI PF 004	PI TF 004	PI TC 004	PI SA 004	PI CF 004	PI BP 004	PI AC 004
Meaning	Toilets – male	Port or ships or ferries or boats	Picnic area	Sports hall	Money or currency exchange or bureau de change	Line up or queue in twos	Accessibility – limited walking capability
Symbol							
Reference number	PI PF 005	PI TF 005	PI TC 005		PI CF 005	PI BP 005	PI AC 005
Meaning	Toilets – female	Heliport or helicopters	Play area		Cash service or cash dispenser or ATM (automatic teller machine)	Line up or queue in threes	Accessibility – assistance dog
Symbol							
Reference number	PI PF 006 now PI AC 001	PI TF 006	PI TC 006		PI CF 006	PI BP 006	PI AC 006
Meaning		Bus station or bus stop or buses	Park – recreational		Shops or shopping	Dogs should be carried	Accessibility – personal assistance available
Symbol							
Reference number	PI PF 007	PI TF 007	PI TC 007		PI CF 007	PI BP 007	PI AC 007
Meaning	Drinking water	Tram or streetcar stop or trams or streetcars	Zoo		Pharmacy	Take off your shoes	Accessibility – hard of hearing
Symbol							
Reference number	PI PF 008	PI TF 008	PI TC 008		PI CF 008	PI BP 008	PI AC 008
Meaning	Check-in or reception	Taxi stop or taxis	Natural area with public access		Bar	Surveillance camera	Accessibility – vision impaired

Table 2 (continued)






























	Category						
	PF	TF	TC	SA	CF	BP	AC
	Public facilities	Transport facilities	Tourism, culture and heritage	Sporting activities	Commercial facilities	Behaviour of the public	Accessibility
Symbol							
Reference number	PI PF 009	PI TF 009	PI TC 009		PI CF 009	PI BP 009	PI AC 009
Meaning	Lost and found or lost property	Rent-a-car or car rental or hire	Hiking trail		Filling station	Biometric facial recognition facility	Accessibility – blind or low vision
Symbol							
Reference number	PI PF 010	PI TF 010	PI TC 010		PI CF 010	PI BP 010	PI AC 010
Meaning	Tickets or ticket sales	Bicycle or cycle facility	Location for campfires		Conference facilities or meeting room	Look to a point	Accessibility – priority access for elderly people
Symbol							
Reference number	PI PF 011	PI TF 011	PI TC 011		PI CF 011	PI BP 011	PI AC 011
Meaning	Ticket validation	Cable car	Bird sanctuary		Internet café	Manual passport control	Accessibility – priority access for injured people
Symbol							
Reference number	PI PF 012	PI TF 012	PI TC 012		PI CF 012	PI BP 012	PI AC 012
Meaning	Baggage storage or left baggage	Funicular or cable railway	Wetland reserve		Foot care or podiatry	Move hair	Accessibility – priority access for people with internal medical condition
Symbol							
Reference number	PI PF 013	PI TF 013	PI TC 013			PI BP 013	PI AC 013
Meaning	Baggage lockers or coin lockers	Chair lift	Hot spring or hot tub			Open passport and place on scanning device	Accessibility – priority access for people with small children

Table 2 (continued)































	Category						
	PF	TF	TC	SA	CF	BP	AC
	Public facilities	Transport facilities	Tourism, culture and heritage	Sporting activities	Commercial facilities	Behaviour of the public	Accessibility
Symbol							
Reference number	PI PF 014	PI TF 014	PI TC 014		PI CF 014	PI BP 014	PI AF 014
Meaning	Lounge or waiting area	Parking or car parking	Audio tour		Newsstand or news kiosk or newsagent	Do not smile	Accessibility – priority access for expecting mothers
Symbol							
Reference number	PI PF 015	PI TF 015	PI TC 015		PI CF 015	PI BP 015	PI AC 015
Meaning	Smoking area or smoking allowed	Flight departures	Indoor play area		Barber or hair salon	No headwear	Accessibility – loop for hearing impaired
Symbol							
Reference number	PI PF 016	PI TF 016	PI TC 016		PI CF 016	PI BP 016	PI AC 016
Meaning	Post or post office or mail box	Flight arrivals	Packed-lunch room		Cinema	Wait	Accessibility – priority facilities for obese people
Symbol							
Reference number	PI PF 017	PI TF 017	PI TC 017		PI CF 017	PI BP 017	PI AC 017
Meaning	Telephone	Flight connections	Beach		Car repair workshop	No sunglasses	Accessibility – priority seats for elderly people
Symbol							
Reference number	PI PF 018	PI TF 018	PI TC 018		PI CF 018	PI BP 018	PI AC 018
Meaning	Baggage trolleys or carts	Customs or baggage check	Planetarium		Wireless LAN	Single person	Accessibility – priority seats for injured people

Table 2 (continued)

















	Category						
	PF	TF	TC	SA	CF	BP	AC
	Public facilities	Transport facilities	Tourism, culture and heritage	Sporting activities	Commercial facilities	Behaviour of the public	Accessibility
Symbol							
Reference number	PI PF 019	PI TF 019			PI CF 019	PI BP 019	PI AC 019
Meaning	Elevator or lift	Immigration or passport control/inspection			Shoeshine	Proceed forward	Accessibility – priority seats for people with internal medical condition
Symbol							
Reference number	PI PF 020	PI TF 020			PI CF 020		PI AC 020
Meaning	Escalator	Baggage reclaim			Snack machine		Accessibility – priority seats for people with small children
Symbol							
Reference number	PI PF 021	PI TF 021			PI CF 021		PI AC 021
Meaning	Stairs	Bicycle or cycle parking			Dance hall or ballroom		Accessibility – priority seats for expecting mothers
Symbol							
Reference number	PI PF 022 now PI AC 002	PI TF 022 now PI AC 017			PI CF 022		PI AC 022
Meaning					Laundry service		Accessibility – priority seats for obese people
Symbol							
Reference number	PI PF 023	PI TF 023 now PI AC 018					
Meaning	Nursery or baby care						

Table 2 (continued)










	Category						
	PF	TF	TC	SA	CF	BP	AC
	Public facilities	Transport facilities	Tourism, culture and heritage	Sporting activities	Commercial facilities	Behaviour of the public	Accessibility
Symbol							
Reference number	PI PF 024	PI TF 024 now PI AC 019					
Meaning	Cloakroom						
Symbol							
Reference number	PI PF 025	PI TF 025 now PI AC 020					
Meaning	Shower						
Symbol							
Reference number	PI PF 026	PI TF 026 now PI AC 021					
Meaning	Bath						
Symbol							
Reference number	PI PF 027	PI TF 027					
Meaning	Trash box or litter bin or rubbish bin	Airport bus					
Symbol							
Reference number	PI PF 028	PI TF 028					
Meaning	Way in or entrance	Transportation centre					
Symbol							
Reference number	PI PF 029	PI TF 029					
Meaning	Way out or exit	Rental bicycle					

Table 2 (continued)













	Category						
	PF	TF	TC	SA	CF	BP	AC
	Public facilities	Transport facilities	Tourism, culture and heritage	Sporting activities	Commercial facilities	Behaviour of the public	Accessibility
Symbol							
Reference number	PI PF 030	PI TF 030					
Meaning	Direction arrow	Baggage weighing					
Symbol							
Reference number	PI PF 031 now PI AC 003	PI TF 031					
Meaning		Quarantine					
Symbol							
Reference number	PI PF 032	PI TF 032					
Meaning	Moving walkway	Quarantine, animal					
Symbol							
Reference number	PI PF 033	PI TF 033					
Meaning	Escalator, down	Quarantine, people					
Symbol							
Reference number	PI PF 034	PI TF 034					
Meaning	Escalator, up	Quarantine, plant					
Symbol							
Reference number		PI TF 035					
Meaning		Water taxi					
Symbol							
Reference number	PI PF 036	PI TF 036					
Meaning	Child healthcare centre	Self-contained camper van					

Table 2 (continued)









	Category						
	PF	TF	TC	SA	CF	BP	AC
	Public facilities	Transport facilities	Tourism, culture and heritage	Sporting activities	Commercial facilities	Behaviour of the public	Accessibility
Symbol							
Reference number	PI PF 037	PI TF 037					
Meaning	Library	Security check					
Symbol							
Reference number		PI TF 038					
Meaning		Animal transportation					
Symbol							
Reference number		PI TF 039					
Meaning		Bus disembarkation					
Symbol							
Reference number		PI TF 040					
Meaning		Bus embarkation					
Symbol							
Reference number		PI TF 041 now PI AC 022					
Meaning							
Symbol							
Reference number		PI TF 042					
Meaning		Meeting point					
Symbol							
Reference number	PI PF 043	PI TF 043					
Meaning	Dentist	Tour group meeting point					

Table 2 (continued)


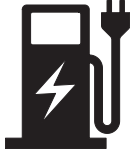


	Category						
	PF	TF	TC	SA	CF	BP	AC
	Public facilities	Transport facilities	Tourism, culture and heritage	Sporting activities	Commercial facilities	Behaviour of the public	Accessibility
Symbol							
Reference number	PI PF 044	PI TF 044					
Meaning	Healthcare centre or doctor	Electric vehicle charging station or point					
Symbol							
Reference number	PI PF 045 now PI AC 004						
Meaning							
Symbol							
Reference number	PI PF 046 now PI AC 005						
Meaning							
Symbol							
Reference number	PI PF 047 now PI AC 006						
Meaning							
Symbol							
Reference number	PI PF 048 now PI AC 007						
Meaning							
Symbol							
Reference number	PI PF 049 now PI AC 008						
Meaning							
Symbol							
Reference number	PI PF 050						
Meaning	Vegetarian food						
Symbol							
Reference number	PI PF 051 now PI AC 009						
Meaning							
Symbol							
Reference number	PI PF 054						
Meaning	Museum						

Table 2 (continued)




	Category						
	PF	TF	TC	SA	CF	BP	AC
	Public facilities	Transport facilities	Tourism, culture and heritage	Sporting activities	Commercial facilities	Behaviour of the public	Accessibility
Symbol Reference number Meaning	PI PF 055 now PI AC 010						
Symbol Reference number Meaning	PI PF 056 now PI AC 011						
Symbol Reference number Meaning	PI PF 057 now PI AC 012						
Symbol Reference number Meaning	PI PF 058 now PI AC 013						
Symbol Reference number Meaning	PI PF 059 now PI AC 014						
Symbol Reference number Meaning	 PI PF 062 Communication in the specified language						
Symbol Reference number Meaning	 PI PF 063 Recycling – cans						
Symbol Reference number Meaning	 PI PF 064 Recycling – magnetic type of steel						

Table 2 (continued)







	Category						
	PF	TF	TC	SA	CF	BP	AC
	Public facilities	Transport facilities	Tourism, culture and heritage	Sporting activities	Commercial facilities	Behaviour of the public	Accessibility
Symbol							
Reference number	PI PF 065						
Meaning	Recycling – glass						
Symbol							
Reference number	PI PF 066						
Meaning	Recycling						
Symbol							
Reference number	PI PF 067						
Meaning	Pedestrian underpass						
Symbol							
Reference number	PI PF 068						
Meaning	Baggage delivery						
Symbol							
Reference number	PI PF 069						
Meaning	Baggage assist						
Symbol							
Reference number	PI PF 070						
Meaning	Embassy						
Symbol							
Reference number	PI PF 072 now PI AC 015						
Meaning							

Table 2 (continued)





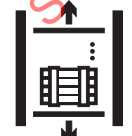




	Category						
	PF	TF	TC	SA	CF	BP	AC
	Public facilities	Transport facilities	Tourism, culture and heritage	Sporting activities	Commercial facilities	Behaviour of the public	Accessibility
Symbol Reference number Meaning	PI PF 073 now PI AC 016						
Symbol Reference number Meaning	 PI PF 074 Automatic sensor faucet or tap						
Symbol Reference number Meaning	 PI PF 075 Hand dryer						
Symbol Reference number Meaning	 PI PF 076 Toilet paper						
Symbol Reference number Meaning	 PI PF 077 Drinking water fountain						
Symbol Reference number Meaning	 PI PF 078 Elevator for goods						

Table 2 (continued)

	Category						
	PF	TF	TC	SA	CF	BP	AC
	Public facilities	Transport facilities	Tourism, culture and heritage	Sporting activities	Commercial facilities	Behaviour of the public	Accessibility
Symbol							
Reference number	PI PF 079						
Meaning	Men's changing room						
Symbol							
Reference number	PI PF 080						
Meaning	Pedestrian overpass or footbridge						
Symbol							
Reference number	PI PF 081						
Meaning	Women's changing room						
Symbol							
Reference number	PI PF 082						
Meaning	Recycling - plastics						

6 Standardized public information symbols

Tables 3 to 9 present the original public information symbols in a uniform 70 mm² size with corner marks to enable accurate enlargement and reduction. The symbol illustrations are shown without borders in order to allow for consistent reproduction scaling, though the use of borders is encouraged. The symbols should be reproduced exactly as shown in Tables 3 to 9. However, some degree of graphical modification is permitted when national and cultural differences or special application formats need to be considered, provided the key elements and design intent of the standardized symbol are not compromised and comprehension of the sign is maintained. Consistent reproduction and use of these symbols will lead to a progressively improved degree of comprehension at the international level.

The public information symbols are categorized as follows:

- PF: public facilities (see Table 3).
- TF: transport facilities (see Table 4).
- TC: tourism, culture and heritage (see Table 5).

- d) SA: sporting activities (see Table 6).
- e) CF: commercial facilities (see Table 7).
- f) BP: behaviour of the public (excluding safety signs) (see Table 8).
- g) AC: accessibility (see Table 9).

Tables 3 to 9 also include the meaning, function and image content for each symbol.

In cases where the orientation of the symbol is not essential to its meaning, the orientation may be changed.

A graphical symbol should normally be a filled-in form, rather than an outlined form.

Table 3 — Public information symbols: public facilities



Reference number and meaning	Graphical symbol	Symbol function and image content	
		Function	Image content
PI PF 001 Information			To indicate where information is to be obtained.
			Lower-case block letter i.
PI PF 002 Hospital			To indicate the location of a hospital.
			Human figure in bed with cross to indicate medical care. The cross may be substituted with another symbol appropriate to the culture of the using country.

Table 3 (continued)



Reference number and meaning	Graphical symbol	Symbol function and image content	
PI PF 003 Toilets – unisex		Function	To indicate the location of a public toilet for males or females.
		Image content	Frontal view of standing male and female human figures.
PI PF 004 Toilets – male		Function	To indicate the location of a public toilet for males.
		Image content	Frontal view of standing male human figure.

Table 3 (continued)



Reference number and meaning	Graphical symbol	Symbol function and image content	
PI PF 005 Toilets – female		Function	To indicate the location of a public toilet for females.
		Image content	Frontal view of standing female human figure.
PI PF 006 now PI AC 001			
PI PF 007 Drinking water		Function	To signify drinkable tap water.
		Image content	Tap above glass containing water indicated by wavy lines.

Table 3 (continued)



Reference number and meaning	Graphical symbol	Symbol function and image content	
PI PF 008 Check-in or reception		Function	To indicate the location of check-in or reception facility.
		Image content	Human figure at representation of desk or counter greeting another human figure.
PI PF 009 Lost and found or lost property		Function	To indicate the location of lost and found lost property facilities.
		Image content	Glove, case and umbrella with label containing question mark.

Table 3 (continued)



Reference number and meaning	Graphical symbol	Symbol function and image content	
		Function	To indicate the location of a facility where tickets can be obtained.
PI PF 010 Tickets or ticket sales		Image content	Hand holding two tickets.
		Function	To indicate the location of ticket validation facility.
PI PF 011 Ticket validation		Image content	Hand holding ticket being inserted into machine.
		Function	To indicate the location of ticket validation facility.

Table 3 (continued)



Reference number and meaning	Graphical symbol	Symbol function and image content	
PI PF 012 Baggage storage or left baggage		Function	To indicate the location of facility for the temporary storage of baggage.
		Image content	Four assorted pieces of baggage arranged on two shelves in an orderly fashion.
PI PF 013 Baggage lockers or coin lockers		Function	To indicate the location of lockers for the temporary storage of baggage.
		Image content	Bag in outline rectangle with key inserted in gap.

Table 3 (continued)



Reference number and meaning	Graphical symbol	Symbol function and image content	
		Function	To indicate the location of areas where people can wait.
PI PF 014 Lounge or waiting area		Image content	Side view of two seated human figures with clock face overhead.
PI PF 015 Smoking area or smoking allowed		Function	To signify where smoking is allowed.
		Image content	Side view of cigarette with smoke.

Table 3 (continued)



Reference number and meaning	Graphical symbol	Symbol function and image content	
PI PF 016 Post or post office or mail box		Function	To indicate the location of post or mail facilities.
		Image content	Outline of rear view of envelope.
PI PF 017 Telephone		Function	To indicate the location of public telephone facilities.
		Image content	Side view of telephone receiver.

Table 3 (continued)



Reference number and meaning	Graphical symbol	Symbol function and image content	
PI PF 018 Baggage trolleys or carts		Function	To indicate the location of baggage trolleys or carts for public use.
		Image content	Side view of piece of baggage on trolley or cart.
PI PF 019 Elevator or lift		Function	To indicate the location of a public elevator or lift.
		Image content	Elevator or lift cage in shaft showing push buttons with human figure in cage. "Up" arrow above cage and "down" arrow below cage.

Table 3 (continued)



Reference number and meaning	Graphical symbol	Symbol function and image content	
PI PF 020 Escalator		Function	To indicate the location of a public escalator.
		Image content	Side view of two human figures on escalator.
PI PF 021 Stairs		Function	To indicate the location of stairs.
		Image content	Side view of two human figures on stairs, one going up and one going down. Where the stairs are unidirectional, the figure walking up or the figure walking down should be omitted, as appropriate.
PI PF 022 Now PLAC 002			

Table 3 (continued)



Reference number and meaning	Graphical symbol	Symbol function and image content	
		Function	To indicate the location of baby care facilities.
PI PF 023 Nursery or baby care		Image content	Side view of figure bending over baby on flat surface. Baby feeding bottle in outline.
		Function	To indicate the location of cloakroom facilities.
PI PF 024 Cloakroom		Image content	Coat hanger, bag and hat.
		Function	To indicate the location of cloakroom facilities.

Table 3 (continued)



Reference number and meaning	Graphical symbol	Symbol function and image content	
		Function	Image content
PI PF 025 Shower			To indicate the location of public shower facilities.
			Side view of shower head cantilevered over base, with water indicated by lines of dots.
PI PF 026 Bath			To indicate the location of baths for the use of the public.
			Side view of human figure in bath.

Table 3 (continued)



Reference number and meaning	Graphical symbol	Symbol function and image content	
PI PF 027 Trash box or litter bin or rubbish bin		Function	To indicate a receptacle for the acceptance of trash or litter or rubbish being thrown away.
		Image content	Front view of human figure adjacent to sectional elevation of trash or litter or rubbish receptacle. Four representative articles of trash or litter or rubbish falling into the receptacle.
PI PF 028 Way in or entrance		Function	To indicate and identify the location of an entry point or preferred way to enter.
		Image content	Two lines with direction arrow pointing in.

Table 3 (continued)



Reference number and meaning	Graphical symbol	Symbol function and image content	
PI PF 029 Way out or exit		Function	To indicate and identify the location of an exit or preferred way to go out.
		Image content	Two lines with direction arrow pointing out.
PI PF 030 Direction arrow		Function	To indicate direction of movement of people. Only to be used in conjunction with other symbols.
		Image content	Arrow with Belgian head, with angle at apex of between 84° and 86°. Can be turned through 45° to point in different directions. See 4.3 .
PI PF 031 now PLAC 003			

Table 3 (continued)



Reference number and meaning	Graphical symbol	Symbol function and image content	
		Function	To indicate the location of a public moving walkway.
PI PF 032 Moving walkway		Image content	Side view of two human figures on moving walkway.
PI PF 033 Escalator, down		Function	To indicate the location of a public escalator where the direction of travel is down.
		Image content	Side view of two human figures on an escalator with an arrow indicating downwards travel.

Table 3 (continued)



Reference number and meaning	Graphical symbol	Symbol function and image content	
PI PF 034 Escalator, up		Function	To indicate the location of a public escalator where the direction of travel is up.
		Image content	Side view of two human figures on an escalator with an arrow indicating upwards travel.
PI PF 036 Child healthcare centre		Function	To indicate the location of a facility where non-emergency child healthcare is provided.
		Image content	Infant wearing a nappy or diaper and a cross in the top right-hand corner. The cross may be substituted with another symbol appropriate to the culture of the using country.

Table 3 (continued)



Reference number and meaning	Graphical symbol	Symbol function and image content	
		Function	Image content
PI PF 037 Library		To indicate the location of a facility where the public can borrow books.	Outline of three books together. Seated human figure with the outline of an open publication.
PI PF 043 Dentist		To indicate the location of a clinical facility for the treatment of teeth and gums.	A tooth viewed from the side. A cross in the top right-hand corner. The cross may be substituted with another symbol appropriate to the culture of the using country.

Table 3 (continued)



Reference number and meaning	Graphical symbol	Symbol function and image content	
PI PF 044 Healthcare centre or doctor		Function	To indicate the location of a facility where healthcare is offered.
		Image content	Human figure in half figure viewed from the front, with stethoscope around the neck. Cross in the top right-hand corner. The cross may be substituted with another symbol appropriate to the culture of the using country.
PI PF 045 now PI AC 004			
PI PF 046 now PI AC 005			
PI PF 047 now PI AC 006			
PI PF 048 now PI AC 007			
PI PF 049 now PI AC 008			
PI PF 050 Vegetarian food		Function	To indicate where vegetarian food is available.
		Image content	Fork, carrot.
PI PF 051 now PI AC 009			

Table 3 (continued)



Reference number and meaning	Graphical symbol	Symbol function and image content	
PI PF 054 Museum		Function	To indicate the location of a museum.
		Image content	An antique building with columns viewed from the side. Base, four columns, triangular roof.
PI PF 055 now PI AC 010			
PI PF 056 now PI AC 011			
PI PF 057 now PI AC 012			
PI PF 058 now PI AC 013			
PI PF 059 now PI AC 014			
PI PF 062 Communication in the specified language		Function	To indicate that a specified language (e.g. Spanish) can be used for communication at this location.
		Image content	Human figure and a language specified in a speech bubble. The language can be changed depending on the particular locale.

Table 3 (continued)



Reference number and meaning	Graphical symbol	Symbol function and image content	
PI PF 063 Recycling – cans		Function	To indicate where cans can be placed for recycling.
		Image content	Can, recycling triangle in top right-hand corner.
PI PF 064 Recycling – magnetic type of steel		Function	To indicate where magnetic types of steel can be placed for recycling.
		Image content	Magnet at angle facing from left to right, three lines at the end of each bar and line under, recycling triangle in top right-hand corner.

Table 3 (continued)




Reference number and meaning	Graphical symbol	Symbol function and image content	
		Function	To indicate where glass can be placed for recycling.
PI PF 065 Recycling – glass		Image content	Bottle, recycling triangle in top right-hand corner. Different colours may be used to indicate different types of glass (e.g. green, brown) or an outline for clear glass.
			
PI PF 066 Recycling		Function	To indicate the location of a recycling bin or container.
		Image content	Recycling triangle.

Table 3 (continued)



Reference number and meaning	Graphical symbol	Symbol function and image content	
PI PF 067 Pedestrian underpass		Function	To show the location of a pedestrian underpass.
		Image content	Stairs passage to underpass and a human figure in sideview; the human figure going down the stairs.
PI PF 068 Baggage delivery		Function	To indicate a place where baggage can be deposited for transport and delivery or collected after transport and delivery.
		Image content	Suitcase over van.

Table 3 (continued)



Reference number and meaning	Graphical symbol	Symbol function and image content	
PI PF 069 Baggage assist		Function	To indicate the location of a baggage assistant.
		Image content	Side view of human figure wearing skull cap pushing cart with bag on it.
PI PF 070 Embassy		Function	To indicate the location of embassy.
		Image content	House with arch gate and flag hoisted on the left.
PI PF 072 now PI AC 015			
PI PF 073 now PI AC 016			

Table 3 (continued)

Reference number and meaning	Graphical symbol	Symbol function and image content	
		Function	Image content
PI PF 074 Automatic sensor faucet or tap			
PI PF 075 Hand dryer			

Table 3 (continued)



Reference number and meaning	Graphical symbol	Symbol function and image content	
		Function	To show the location of toilet paper.
PI PF 076 Toilet paper		Image content	Frontal view of a hand taking toilet paper; a dotted line on the paper.
		Function	To show the location of a drinking water fountain.
PI PF 077 Drinking water fountain		Image content	Side view of a human figure; two arc lines of dots; a polygon.
		Function	To show the location of a drinking water fountain.

Table 3 (continued)

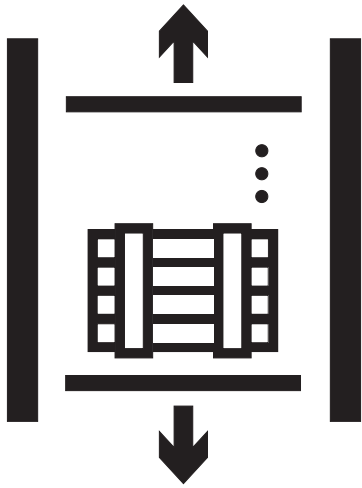

Reference number and meaning	Graphical symbol	Symbol function and image content	
PI PF 078 Elevator for goods		Function	To show the location of an elevator or lift for goods.
		Image content	Elevator or lift cage in shaft showing push buttons with case in cage. "Up" arrow above cage and "down" arrow below cage.
PI PF 079 Men's changing room		Function	To show the location of a men's changing room.
		Image content	Frontal view of a male human figure; a clothes hanger.

Table 3 (continued)



Reference number and meaning	Graphical symbol	Symbol function and image content	
		Function	Image content
PI PF 080 Pedestrian overpass or footbridge			
PI PF 081 Women's changing room			

Table 3 (continued)


Reference number and meaning	Graphical symbol	Symbol function and image content	
		Function	Image content
PI PF 082 Recycling – plastics		To indicate where plastic containers can be placed for recycling.	Plastic bottle, recycling triangle in top right-corner.

Table 4 — Public information symbols: transport facilities


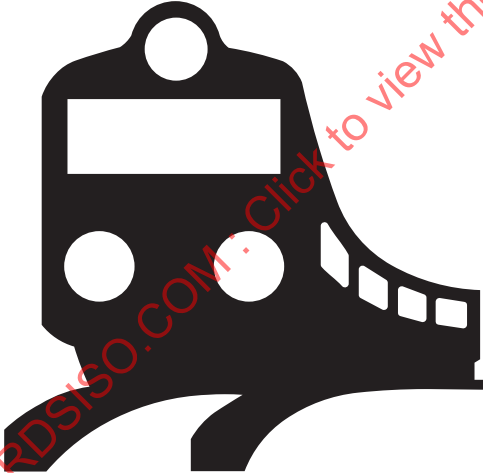
Reference number and meaning	Graphical symbol	Symbol function and image content	
		Function	To indicate the location of an airport or aircraft.
PI TF 001 Airport or aircraft		Image content	Aircraft in plan view.
PI TF 002 Railway station or railways or trains		Function	To indicate the location of trains.
		Image content	Front and side view of train and railway line.

Table 4 (continued)



Reference number and meaning	Graphical symbol	Symbol function and image content	
		Function	Image content
PI TF 003 Underground or metro railway station or trains		To indicate the location of underground or metro trains.	Front view of underground or metro train on railway line.
PI TF 004 Port or ships or ferries or boats		To indicate the location of shipping services.	Side view of boat on water.

Table 4 (continued)



Reference number and meaning	Graphical symbol	Symbol function and image content	
		Function	To indicate the location of helicopters.
PI TF 005 Heliport or helicopters		Image content	Side view of helicopter.
PI TF 006 Bus station or bus stop or buses		Function	To indicate the location of buses.
		Image content	Side view of bus.

Table 4 (continued)



Reference number and meaning	Graphical symbol	Symbol function and image content	
		Function	Image content
PI TF 007 Tram or streetcar stop or trams or streetcars		To indicate the location of trams or streetcars.	Side view of electric tram or streetcar.
PI TF 008 Taxi stop or taxis		To indicate the location of taxis.	Front view of taxi cab with word TAXI incorporated into the symbol.

Table 4 (continued)



Reference number and meaning	Graphical symbol	Symbol function and image content	
		Function	To indicate the location of car rental or hire facilities.
PI TF 009 Rent-a-car or car rental or hire		Image content	Front view of car with key above.
PI TF 010 Bicycle or cycle facility		Function	To indicate the location of cycle facilities.
		Image content	Side view of human figure wearing safety helmet, riding cycle.

Table 4 (continued)

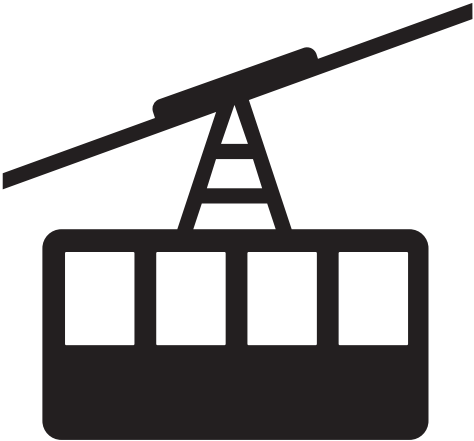
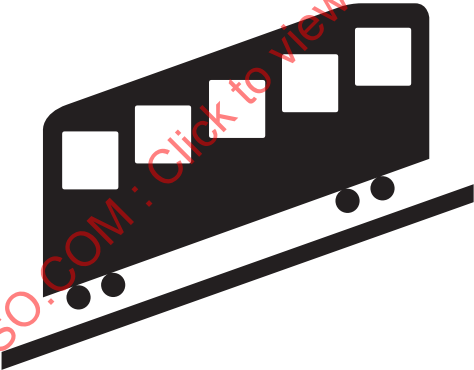
Reference number and meaning	Graphical symbol	Symbol function and image content	
		Function	Image content
PI TF 011 Cable car		To indicate the location of cable cars.	Side view of cable car suspended from inclined cables.
PI TF 012 Funicular or cable railway		To indicate the location of a funicular or cable railway.	Side view of funicular railway car on inclined railway line.

Table 4 (continued)



Reference number and meaning	Graphical symbol	Symbol function and image content	
		Function	To indicate the location of lifts.
PI TF 013 Chair lift		Image content	Side view of human figure seated on a chair suspended from an inclined cable.
		Function	To indicate the location of car parking facilities.
PI TF 014 Parking or car parking		Image content	Sans serif capital letter "P" with front view of car.
		Function	To indicate the location of car parking facilities.

Table 4 (continued)



Reference number and meaning	Graphical symbol	Symbol function and image content	
		Function	Image content
PI TF 015 Flight departures		To indicate the location of flight departures.	Side view of aircraft taking off from runway.
PI TF 016 Flight arrivals		To indicate the location of flight arrivals.	Side view of aircraft landing on runway.

Table 4 (continued)



Reference number and meaning	Graphical symbol	Symbol function and image content	
		Function	Image content
PI TF 017 Flight connections		To indicate route and locations for persons making connections between flights.	Side view of human figure with case walking between aircraft in plan view.
PI TF 018 Customs or baggage check		To indicate the location of customs or baggage checking point.	Human figure wearing peaked cap with arm in open case.

Table 4 (continued)



Reference number and meaning	Graphical symbol	Symbol function and image content	
PI TF 019 Immigration or passport control or inspection		Function	To indicate the location of immigration or passport control point.
		Image content	Human figure with peaked cap reading passport.
PI TF 020 Baggage reclaim		Function	To indicate the location of baggage reclaim point.
		Image content	Side view of human figure lifting bag from conveyor belt.

Table 4 (continued)



Reference number and meaning	Graphical symbol	Symbol function and image content	
		Function	To indicate the location of cycle parking facilities.
PI TF 021 Bicycle or cycle parking		Image content	Sans serif capital letter “P” with side view of cycle.
PI TF 022 now PI AC 017			
PI TF 023 now PI AC 018			
PI TF 024 now PI AC 019			
PI TF 025 now PI AC 020			
PI TF 026 now PI AC 021			
PI TF 027 Airport bus		Function	To show the location of an airport bus.
		Image content	Side view of bus with aircraft in the top right-hand corner.

Table 4 (continued)



Reference number and meaning	Graphical symbol	Symbol function and image content	
PI TF 028 Transportation centre		Function	To indicate the location of a facility where coordinated interchange between different forms of transport is provided.
		Image content	Train, bus, taxi viewed from the front.
PI TF 029 Rental bicycle		Function	To indicate the presence of a facility providing rental or shared bicycles.
		Image content	Side view of two bicycles with rear wheel covers, parked in trapezoid shaped racks and above them the outline of a hand holding a card.

Table 4 (continued)



Reference number and meaning	Graphical symbol	Symbol function and image content	
		Function	To indicate the location of baggage weighing.
PI TF 030 Baggage weighing		Image content	Bag on scale.
		Function	To indicate the location of quarantine.
PI TF 031 Quarantine		Image content	Human figure wearing a peaked cap with right arm extended. Underneath, a line with curved ends.
		Function	To indicate the location of quarantine.

Table 4 (continued)



Reference number and meaning	Graphical symbol	Symbol function and image content	
PI TF 032 Quarantine, animal		Function	To indicate the location of animal quarantine.
		Image content	Human figure wearing a peaked cap with arm extended to a bird and a dog. Underneath, a line with curved ends.
PI TF 033 Quarantine, people		Function	To indicate the location of people quarantine.
		Image content	Human figure wearing a peaked cap with arm extended to a camera. Underneath, a line with curved ends.

Table 4 (continued)



Reference number and meaning	Graphical symbol	Symbol function and image content	
		Function	To indicate the location of plant quarantine.
PI TF 034 Quarantine, plant		Image content	Human figure wearing a peaked cap with arm extended to a plant. Underneath, a line with curved ends.
PI TF 035 Water taxi stop or water taxis		Function	To indicate the location of water taxis.
		Image content	Front view of boat, TAXI in box on roof, two wavy lines.

Table 4 (continued)



Reference number and meaning	Graphical symbol	Symbol function and image content	
PI TF 036 Self-contained camper van		Function	Indicates areas where only certified self-contained camper vans can be parked overnight for camping.
		Image content	Full side view of camper van with superimposed toilet.
PI TF 037 Security check		Function	To show the location of a security check gate.
		Image content	Front view of a human figure in the middle of a security check gate.

Table 4 (continued)



Reference number and meaning	Graphical symbol	Symbol function and image content	
		Function	Image content
PI TF 038 Animal transportation		To indicate the location of animal transportation facilities.	Front view of a dog inside a transportation container with an aeroplane above and to the right.
PI TF 039 Bus disembarkation		To indicate the location of bus disembarkation.	Side view of human figure pulling wheeled luggage away from a bus depicted in front view.

Table 4 (continued)



Reference number and meaning	Graphical symbol	Symbol function and image content	
PI TF 040 Bus embarkation		Function	To indicate the location of bus embarkation.
		Image content	Side view of human figure pulling wheeled luggage towards a bus depicted in front view.
PI TF 042 Meeting point		Function	To indicate a designated place for people to meet.
		Image content	Side view of two standing human figures shaking hands with one figure holding a briefcase.

Table 4 (continued)


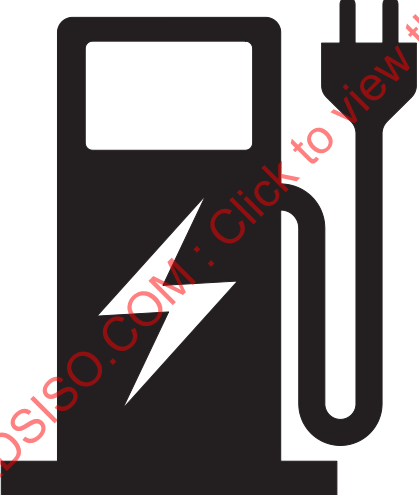
Reference number and meaning	Graphical symbol	Symbol function and image content	
		Function	Image content
PI TF 043 Tour group meeting point		To indicate a place for tourists or tour groups to gather.	Frontal view of a standing human figure holding a triangle-shaped flag and a side view of two standing human figures walking toward the figure with the flag.
PI TF 044 Electric vehicle charging station or point		To indicate the location of electric vehicle charging station or point.	Fuel pump according to ISO 7001-PI CF 009 with an electric plug and the electric symbol from ISO 7000-3033B in white within the body of the pump.

Table 5 — Public information symbols: tourism, culture and heritage



Reference number and meaning	Graphical symbol	Symbol function and image content	
		Function	Image content
PI TC 001 Viewpoint or panorama			To indicate the location of public viewing point.
			Side view of human figure looking through binoculars or telescope on stand.
PI TC 002 Campsite or camping			To indicate the location of public camping facilities.
			Wigwam-style tent with tree.

Table 5 (continued)



Reference number and meaning	Graphical symbol	Symbol function and image content	
		Function	To indicate the location of public caravan facilities.
PI TC 003 Caravan park or caravans		Image content	Side view of caravan with tree.
PI TC 004 Picnic area		Function	To indicate the location of facilities for picnics.
		Image content	Side view of person sitting at a picnic table with tree.

Table 5 (continued)



Reference number and meaning	Graphical symbol	Symbol function and image content	
		Function	Image content
PI TC 005 Play area		To indicate the location of a public play area for children.	Side view of children on see-saw.
PI TC 006 Park – recreational		To indicate the location of a public park available for recreational purposes.	Bench and tree.

Table 5 (continued)



Reference number and meaning	Graphical symbol	Symbol function and image content	
		Function	To indicate the location of a public zoo.
PI TC 007 Zoo		Image content	Side view of elephant.
PI TC 008 Natural area with public access		Function	To indicate the location of a natural area for recreation and outdoor life for the public.
		Image content	Two human figures holding hands, tree in top right-hand corner.

Table 5 (continued)



Reference number and meaning	Graphical symbol	Symbol function and image content	
PI TC 009 Hiking trail		Function	To indicate the location of a track suitable for hiking.
		Image content	Human figure viewed from the side with a rucksack, walking with stick in hand. Tree in top right-hand corner.
PI TC 010 Location for campfires		Function	To indicate a location where campfires may be lit.
		Image content	Flame above logs, tent in top right-hand corner.

Table 5 (continued)



Reference number and meaning	Graphical symbol	Symbol function and image content	
		Function	To indicate the location of a bird sanctuary.
PI TC 011 Bird sanctuary		Image content	Two birds flying.
PI TC 012 Wetland reserve		Function	To indicate the location of a wetland reserve.
		Image content	Pointed grass in three places. Two sets of wave lines.

Table 5 (continued)



Reference number and meaning	Graphical symbol	Symbol function and image content	
		Function	Image content
PI TC 013 Hot spring or hot tub			To show the location of a hot spring suitable for bathing or a hot tub.
			Three s-shaped lines above three top-half human figures in a circle.
PI TC 014 Audio tour			To indicate where audio tour equipment is available for the public.
			Headset, human figure.

Table 5 (continued)



Reference number and meaning	Graphical symbol	Symbol function and image content	
		Function	Image content
PITC 015 Indoor play area		To indicate the location of a facility where children can play indoors.	Two children (one boy, one girl) viewed from the side, on their knees, toy truck, inverted V over.
PITC 016 Packed lunch room		To indicate the location of a covered facility where people may consume their own food and drink.	Apple, vacuum flask, mug, viewed from the side. Inverted V over.

Table 5 (continued)



Reference number and meaning	Graphical symbol	Symbol function and image content	
		Function	To indicate the location of a beach.
PI TC 017 Beach		Image content	Side view of human figure, parasol and water.
		Function	To indicate the location of a planetarium.
PI TC 018 Planetarium		Image content	Stars and planets inside dome.
		Function	To indicate the location of a planetarium.

Table 6 — Public information symbols: sporting activities



Reference number and meaning	Graphical symbol	Symbol function and image content	
PI SA 001 Sporting activities or general sports		Function	To indicate the location of an area or place set aside for a variety of sporting activities.
		Image content	Three items of sporting equipment: racket, ball and stick.
PI SA 002 Stadium		Function	To indicate the location of a sports stadium.
		Image content	Aerial perspective of a stadium with stands and pitch.

Table 6 (continued)



Reference number and meaning	Graphical symbol	Symbol function and image content	
PISA 003 Indoor swimming pool		Function	To indicate the location of a building for public swimming or bathing.
		Image content	Human figure swimming. Two wavy lines. Inverted V shape over.
PISA 004 Sports hall		Function	To indicate the location of a facility for indoor sports.
		Image content	Racket, ball, hockey stick. Inverted V shape over.

Table 7 — Public information symbols: commercial facilities



Reference number and meaning	Graphical symbol	Symbol function and image content	
		Function	Image content
PI CF 001 Restaurant		To indicate the location of restaurant facilities.	Plan view of knife and fork in line with each other.
PI CF 002 Refreshments - coffee shop or café or buffet		To indicate the location of general refreshment facilities.	Side view of cup and saucer.

Table 7 (continued)



Reference number and meaning	Graphical symbol	Symbol function and image content	
		Function	Image content
PI CF 003 Hotel or accommodation		To indicate the location of accommodation facilities.	Human figure in bed with lamp.
PI CF 004 Money or currency exchange or bureau de change		To indicate the location of currency exchange facilities.	Banknote with currency mark and three randomly arranged coins, each with a different currency mark.

Table 7 (continued)



Reference number and meaning	Graphical symbol	Symbol function and image content	
		Function	Image content
PI CF 005 Cash service or cash dispenser or ATM (automatic teller machine)		To indicate the location of an automatic machine for dispensing bank notes.	Hand taking three banknotes from slot.
PI CF 006 Shops or shopping		To indicate the location of shopping facilities.	Side view of outline of shopping trolley or cart with items of shopping.

Table 7 (continued)



Reference number and meaning	Graphical symbol	Symbol function and image content	
		Function	Image content
PI CF 007 Pharmacy		To indicate the location of a pharmacy.	Bottle with stopper and pills. Cross to indicate medical care. The cross may be substituted with another symbol appropriate to the culture of the using country.
PI CF 008 Bar		To indicate the location of a licensed bar.	Cocktail glass with stick.

Table 7 (continued)

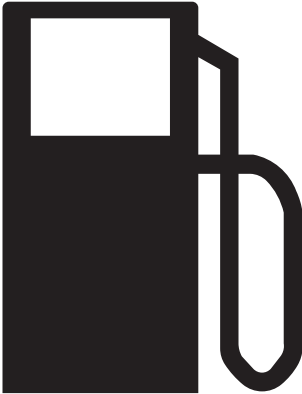

Reference number and meaning	Graphical symbol	Symbol function and image content	
		Function	To indicate the location of fuel for vehicles, boats, etc.
PI CF 009 Filling station		Image content	Fuel pump with hose.
PI CF 010 Conference facilities or meeting room		Function	To indicate the availability of conference facilities.
		Image content	Human figures around a table.

Table 7 (continued)



Reference number and meaning	Graphical symbol	Symbol function and image content	
PI CF 011 Internet café		Function	To indicate the location of a facility with access to computers with internet connection and where refreshments can be provided.
		Image content	A coffee cup viewed from the side. The cup is branded with an "at" sign.
PI CF 012 Foot care or podiatry		Function	To indicate the location of a facility where foot care or podiatry is offered.
		Image content	<p>A footprint and a cross in the top right-hand corner indicating a healthcare centre.</p> <p>The cross may be substituted with another symbol appropriate to the culture of the using country.</p>

Table 7 (continued)



Reference number and meaning	Graphical symbol	Symbol function and image content	
		Function	Image content
PICF 014 Newsstand or news kiosk or newsagent		To indicate the location of a newsstand or news kiosk or newsagent.	A magazine flipped open and a folded newspaper.
PICF 015 Barber or hair salon		To show the location of a barber or hair salon.	A pair of scissors and one comb side by side, in front view.

Table 7 (continued)



Reference number and meaning	Graphical symbol	Symbol function and image content	
		Function	Image content
PI CF 016 Cinema			To show the location of a cinema.
			Motion-picture screen, three half-length human figures, in rear view. The motion-picture screen is above the human figures.
PI CF 017 Car repair workshop			To show the location of a car repair workshop.
			Front view of a car and a spanner. The spanner is above the car.

Table 7 (continued)

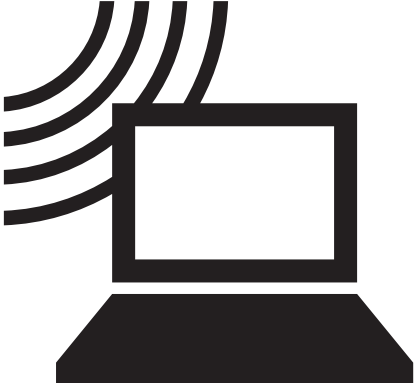



Reference number and meaning	Graphical symbol	Symbol function and image content	
		Function	Image content
PICF 018 Wireless LAN			To indicate the presence of a wireless network service through which people can be connected to the internet or go online.
			Outline rectangle above filled base with four curved lines.
PICF 019 Shoeshine			To indicate the location of shoeshine facilities.
			Side view of shoe and shoe brush.

Table 7 (continued)

Reference number and meaning	Graphical symbol	Symbol function and image content	
		Function	Image content
PI CF 020 Snack machine		To indicate the location of snack machines.	A bottle, snack bag and a circle with a number inserted into a slot at a 40° angle.
PI CF 021 Dance hall or ballroom		To show the location of a place to dance.	Male figure (filled) and female figure (in outline), dancing.