
**Information technology — Open
Connectivity Foundation (OCF)
Specification —**

**Part 5:
OCF device specification**

*Technologies de l'information — Specification de la Fondation pour la
connectivité ouverte (Fondation OCF) —*

Partie 5: Spécification des appareils OCF



STANDARDSISO.COM : Click to view the full PDF of ISO/IEC 30118-5:2021



COPYRIGHT PROTECTED DOCUMENT

© ISO/IEC 2021

All rights reserved. Unless otherwise specified, or required in the context of its implementation, no part of this publication may be reproduced or utilized otherwise in any form or by any means, electronic or mechanical, including photocopying, or posting on the internet or an intranet, without prior written permission. Permission can be requested from either ISO at the address below or ISO's member body in the country of the requester.

ISO copyright office
CP 401 • Ch. de Blandonnet 8
CH-1214 Vernier, Geneva
Phone: +41 22 749 01 11
Email: copyright@iso.org
Website: www.iso.org

Published in Switzerland

Contents

Page

| | |
|---|----|
| Foreword | v |
| Introduction | vi |
| 1 Scope | 1 |
| 2 Normative references | 1 |
| 3 Terms, definitions and abbreviated terms..... | 2 |
| 3.1 Terms and definitions | 2 |
| 3.2 Symbols and abbreviated terms | 2 |
| 4 Document conventions and organization..... | 2 |
| 4.1 Conventions | 2 |
| 4.2 Notation..... | 3 |
| 4.3 Data types | 3 |
| 4.4 Document structure | 3 |
| 5 Operational scenarios | 4 |
| 5.1 Document version | 4 |
| 6 Core Resource model | 5 |
| 6.1 Introduction..... | 5 |
| 6.2 Device Type..... | 5 |
| 6.3 Profile of ISO/IEC 30118-1..... | 5 |
| 6.4 Third (3 rd) party specified extensions..... | 6 |
| 6.5 Semantic Tags..... | 7 |
| 6.5.1 Introduction..... | 7 |
| 6.5.2 "tag-pos-desc" or position description Semantic Tag | 7 |
| 6.5.3 "tag-func-desc" or function description Semantic Tag..... | 7 |
| 7 Modelling of multiple logical Devices | 7 |
| 7.1 Introduction..... | 7 |
| 7.2 Single platform model..... | 7 |
| 7.3 Multi-platform model..... | 8 |
| 7.4 Composite Device model | 8 |
| 8 Discovery..... | 10 |
| 8.1 Endpoint discovery | 10 |
| 8.2 Resource discovery | 10 |
| 9 Security..... | 10 |
| Annex A (normative) Device categories and device types..... | 12 |
| A.1 Device categories..... | 12 |
| A.2 Device Types | 12 |
| Annex B (normative) Smart home Device Types | 18 |
| B.1 Smart home required Resources per Device Type | 18 |
| B.2 Standardized enumeration values..... | 21 |
| B.2.1 Introduction..... | 21 |
| B.2.2 Alphabetical list of standardized enumeration types | 21 |
| B.2.3 Standardized list of supported values for mode Resource Type (oic.r.mode)..... | 27 |
| B.2.4 Standardized list of supported values for operational state Resource Type (oic.r.operational.state)..... | 30 |

| | | |
|---------------------|--|----|
| B.2.5 | Standardized list of supported values for consumable and consumable collection Resource Types (oic.r.consumable, oic.r.consumablecollection) | 36 |
| B.3 | Camera media format (oic.r.media) | 37 |
| B.4 | Additional requirements per Device Type | 38 |
| B.4.1 | Additional requirements for Television Devices ("oic.d.tv") | 38 |
| Annex C (normative) | Healthcare Device Types | 39 |
| C.1 | Scope | 39 |
| C.2 | Introduction to OCF healthcare Devices | 39 |
| C.3 | Operational scenarios | 39 |
| C.4 | Standardized Device Types | 40 |
| C.4.1 | Introduction | 40 |
| C.4.2 | Blood pressure monitor | 42 |
| C.4.3 | Glucose meter | 42 |
| C.4.4 | Body scale | 43 |
| C.4.5 | Body thermometer | 44 |
| C.4.6 | Heart rate monitor | 45 |
| C.4.7 | Pulse oximeter | 46 |
| C.4.8 | Sleep monitor | 47 |
| C.4.9 | Activity tracker | 48 |
| C.4.10 | CGM (Continuous Glucose Meter) | 48 |
| C.4.11 | Cycling power meter | 50 |
| C.4.12 | Cycling speed sensor | 50 |
| C.4.13 | Cycling cadence sensor | 51 |
| C.4.14 | Muscle oxygen monitor | 51 |
| C.4.15 | Body composition analyser | 52 |
| Annex D (normative) | Industrial Device Types | 54 |
| D.1 | Operational scenarios | 54 |
| D.2 | Industrial required Resources per Device Type | 57 |
| Annex E (normative) | PV (Photovoltaic) system Device Types | 58 |
| E.1 | Scope | 58 |
| E.2 | Operational scenarios | 58 |
| E.3 | Standard Device Types | 60 |

Foreword

ISO (the International Organization for Standardization) and IEC (the International Electrotechnical Commission) form the specialized system for worldwide standardization. National bodies that are members of ISO or IEC participate in the development of International Standards through technical committees established by the respective organization to deal with particular fields of technical activity. ISO and IEC technical committees collaborate in fields of mutual interest. Other international organizations, governmental and non-governmental, in liaison with ISO and IEC, also take part in the work.

The procedures used to develop this document and those intended for its further maintenance are described in the ISO/IEC Directives, Part 1. In particular, the different approval criteria needed for the different types of document should be noted (see www.iso.org/directives or www.iec.ch/members_experts/refdocs).

Attention is drawn to the possibility that some of the elements of this document may be the subject of patent rights. ISO and IEC shall not be held responsible for identifying any or all such patent rights. Details of any patent rights identified during the development of the document will be in the Introduction and/or on the ISO list of patent declarations received (see www.iso.org/patents) or the IEC list of patent declarations received (see patents.iec.ch).

Any trade name used in this document is information given for the convenience of users and does not constitute an endorsement.

For an explanation of the voluntary nature of standards, the meaning of ISO specific terms and expressions related to conformity assessment, as well as information about ISO's adherence to the World Trade Organization (WTO) principles in the Technical Barriers to Trade (TBT), see www.iso.org/iso/foreword.html. In the IEC, see www.iec.ch/understanding-standards.

This document was prepared by the Open Connectivity Foundation (OCF) (as OCF Device Specification, version 2.2.0) and drafted in accordance with its editorial rules. It was adopted, under the JTC 1 PAS procedure, by Joint Technical Committee ISO/IEC JTC 1, *Information technology*.

This second edition cancels and replaces the first edition (ISO/IEC 30118-5:2018), which has been technically revised.

The main changes compared to the previous edition are as follows:

- renaming of smarthome to generic applicable device specification;
- addition of new device types and classification of devices;
- addition of clarifications throughout.

A list of all parts in the ISO/IEC 30118 series can be found on the ISO and IEC websites.

Any feedback or questions on this document should be directed to the user's national standards body. A complete listing of these bodies can be found at www.iso.org/members.html and www.iec.ch/national-committees.

Introduction

This document, and all the other parts associated with this document, were developed in response to worldwide demand for smart home focused Internet of Things (IoT) devices, such as appliances, door locks, security cameras, sensors, and actuators; these to be modelled and securely controlled, locally and remotely, over an IP network.

While some inter-device communication existed, no universal language had been developed for the IoT. Device makers instead had to choose between disparate frameworks, limiting their market share, or developing across multiple ecosystems, increasing their costs. The burden then falls on end users to determine whether the products they want are compatible with the ecosystem they bought into, or find ways to integrate their devices into their network, and try to solve interoperability issues on their own.

In addition to the smart home, IoT deployments in commercial environments are hampered by a lack of security. This issue can be avoided by having a secure IoT communication framework, which this standard solves.

The goal of these documents is then to connect the next 25 billion devices for the IoT, providing secure and reliable device discovery and connectivity across multiple OSs and platforms. There are multiple proposals and forums driving different approaches, but no single solution addresses the majority of key requirements. This document and the associated parts enable industry consolidation around a common, secure, interoperable approach.

ISO/IEC 30118 consists of eighteen parts, under the general title Information technology — Open Connectivity Foundation (OCF) Specification. The parts fall into logical groupings as described herein:

- Core framework
 - Part 1: Core Specification
 - Part 2: Security Specification
 - Part 13: Onboarding Tool Specification
- Bridging framework and bridges
 - Part 3: Bridging Specification
 - Part 6: Resource to AllJoyn Interface Mapping Specification
 - Part 8: OCF Resource to oneM2M Resource Mapping Specification
 - Part 14: OCF Resource to BLE Mapping Specification
 - Part 15: OCF Resource to EnOcean Mapping Specification
 - Part 16: OCF Resource to UPlus Mapping Specification
 - Part 17: OCF Resource to Zigbee Cluster Mapping Specification
 - Part 18: OCF Resource to Z-Wave Mapping Specification
- Resource and Device models
 - Part 4: Resource Type Specification
 - Part 5: Device Specification

- Core framework extensions
 - Part 7: Wi-Fi Easy Setup Specification
 - Part 9: Core Optional Specification
- OCF Cloud
 - Part 10: Cloud API for Cloud Services Specification
 - Part 11: Device to Cloud Services Specification
 - Part 12: Cloud Security Specification

STANDARDSISO.COM : Click to view the full PDF of ISO/IEC 30118-5:2021

STANDARDSISO.COM : Click to view the full PDF of ISO/IEC 30118-5:2021

Information technology — Open Connectivity Foundation (OCF) Specification —

Part 5: OCF device specification

1 Scope

The Device definitions use Resource definitions from ISO/IEC 30118-4.

This document is built on top of ISO/IEC 30118-1. ISO/IEC 30118-1 specifies the core architecture, interfaces protocols and services to enable the implementation of profiles for IoT usages and ecosystems. ISO/IEC 30118-1 also defines the main architectural components of network connectivity, discovery, data transmission, device & service management and ID & security. The core architecture is scalable to support simple devices (constrained devices) and more capable devices (smart devices).

2 Normative references

The following documents are referred to in the text in such a way that some or all of their content constitutes requirements of this document. For dated references, only the edition cited applies. For undated references, the latest edition of the referenced document (including any amendments) applies.

ISO/IEC 30118-1, *Information technology -- Open Connectivity Foundation (OCF) Specification -- Part 1: Core specification*
<https://www.iso.org/standard/53238.html>

ISO/IEC 30118-2, *Information technology -- Open Connectivity Foundation (OCF) Specification -- Part 2: Security specification*
<https://www.iso.org/standard/74239.html>

ISO/IEC 30118-4, *Information technology -- Open Connectivity Foundation (OCF) Specification -- Part 4: Resource type specification*
<https://www.iso.org/standard/74241.html>

Latest version available at:

ISO/IEC 61850-7-1, *Communication networks and systems for power utility automation -- Part 7-1: Basic communication structure -- Principles and models*
<https://webstore.iec.ch/publication/6014>

OpenAPI specification, fka *Swagger RESTful API Documentation Specification*, Version 2.0
<https://github.com/OAI/OpenAPI-Specification/blob/master/versions/2.0.md>

IETF RFC 4566, SDP: Session Description Protocol, July 2006
<https://tools.ietf.org/html/rfc4566>

Draft Report: A Basic Classification System for Energy-Using Products--Universal Device Classification, December 2013
<https://eta-intranet.lbl.gov/sites/default/files/lbni-classification-v1.pdf>

3 Terms, definitions and abbreviated terms

3.1 Terms and definitions

For the purposes of this document, the terms and definitions given in ISO/IEC 30118-1 and ISO/IEC 30118-2 and the following apply.

ISO and IEC maintain terminological databases for use in standardization at the following addresses:

- ISO Online browsing platform: available at <https://www.iso.org/obp>
- IEC Electropedia: available at <http://www.electropedia.org/>

3.1.1

Actuator

Resource with support of the UPDATE operation.

3.1.2

Sensor

Resource without support of the UPDATE operation.

3.1.3

Healthcare Device

Device that is conformant to the normative requirements contained in Annex C of this document.

3.2 Symbols and abbreviated terms

| | |
|-------|--------------------------------------|
| CGM | Continuous Glucose Monitor |
| CRUDN | Create Retrieve Update Delete Notify |
| CSV | Comma Separated Value |
| NREM | Non Rapid Eye Movement |
| REM | Rapid Eye Movement |
| REST | Representational State Transfer |
| SDP | Session Description Protocol |
| UDC | Universal Device Classification |

4 Document conventions and organization

4.1 Conventions

In this document a number of terms, conditions, mechanisms, sequences, parameters, events, states, or similar terms are printed with the first letter of each word in uppercase and the rest lowercase (e.g., Network Architecture). Any lowercase uses of these words have the normal technical English meaning.

In this document, to be consistent with the IETF usages for RESTful operations, the RESTful operation words CRUDN, CREATE, RETRIVE, UPDATE, DELETE, and NOTIFY will have all letters capitalized. Any lowercase uses of these words have the normal technical English meaning.

4.2 Notation

In this document, features are described as required, recommended, allowed or DEPRECATED as follows:

Required (or shall or mandatory).

These basic features shall be implemented. The phrases "shall not", and "PROHIBITED" indicate behaviour that is prohibited, i.e. that if performed means the implementation is not in compliance.

Recommended (or should).

These features add functionality supported by a Device and should be implemented. Recommended features take advantage of the capabilities a Device, usually without imposing major increase of complexity. Notice that for compliance testing, if a recommended feature is implemented, it shall meet the specified requirements to be in compliance with these guidelines. Some recommended features could become requirements in the future. The phrase "should not" indicates behaviour that is permitted but not recommended.

Allowed (or allowed).

These features are neither required nor recommended by a Device, but if the feature is implemented, it shall meet the specified requirements to be in compliance with these guidelines.

Conditionally allowed (CA).

The definition or behaviour depends on a condition. If the specified condition is met, then the definition or behaviour is allowed, otherwise it is not allowed.

Conditionally required (CR).

The definition or behaviour depends on a condition. If the specified condition is met, then the definition or behaviour is required. Otherwise the definition or behaviour is allowed as default unless specifically defined as not allowed.

DEPRECATED

Although these features are still described in this document, they should not be implemented except for backward compatibility. The occurrence of a deprecated feature during operation of an implementation compliant with the current document has no effect on the implementation's operation and does not produce any error conditions. Backward compatibility may require that a feature is implemented and functions as specified but it shall never be used by implementations compliant with this document.

Strings that are to be taken literally are enclosed in "double quotes".

Words that are emphasized are printed in *italic*.

4.3 Data types

See ISO/IEC 30118-1.

4.4 Document structure

This document describes specific requirements governing the indication of Device Types on Devices and the requirements that are associated with specific Device Types themselves. The document makes use of functionality defined in the ISO/IEC 30118-1 and ISO/IEC 30118-4.

Annex A specifies the Device Types that shall be used by an OCF Device.

Annex B specifies the profiles that shall be used by an OCF Device that is part of the Smart Home vertical.

Annex C specifies the profiles that shall be used by an OCF Device that is part of the Healthcare vertical.

Annex D specifies the profiles that shall be used by an OCF Device that is part of the Industrial vertical.

Annex E specifies the profiles that shall be used by an OCF Device that is part of a Photovoltaic system.

This document further describes which constructs are used for a Device and which Resources are mandated to be implemented for each Device. A typical Device consisting of data elements defined in the referenced documents is depicted in Figure 1.

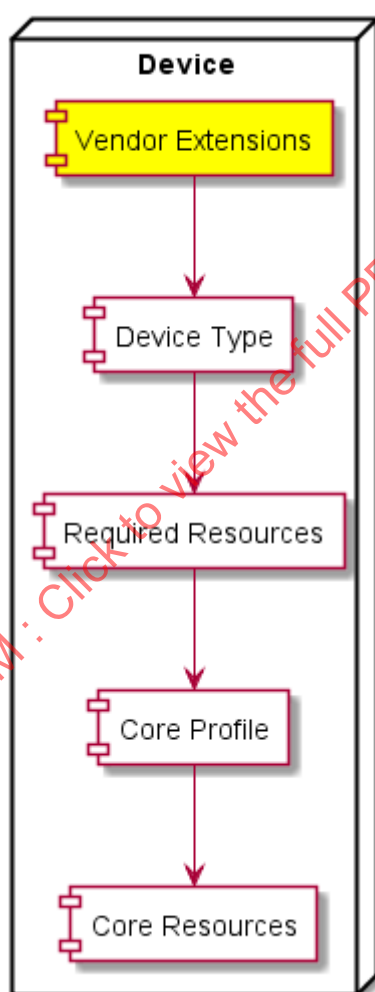


Figure 1 – Device building blocks

5 Operational scenarios

5.1 Document version

All Devices conformant to this document shall add the string "ocf.sh.1.3.0" to the dmv Property in oic.wk.d. This Property is for legacy Device support only and will no longer be revised in alignment with document versions.

6 Core Resource model

6.1 Introduction

The Core Resource model is described in ISO/IEC 30118-1.

6.2 Device Type

The Device Types of all devices shall have a Resource Type name ("rt") prefixed with "oic.d."

Examples of Device Types are:

- oic.d.fan
- oic.d.thermostat

The full list of defined Device names and types are in Table A.2, Annex B, Annex C, Annex D, and Annex E detail the minimal Resource(s) that a Device shall implement for a specific Device Type where required by a vertical. A Device may expose additional OCF and 3rd party defined Resources other than those indicated in these Annexes.

ISO/IEC 30118-1 defines a Device Resource with a URI of "/oic/d". A Device shall include in the "Resource Type" Property of "/oic/d" the Device Type (or Device Types) from Table A.2 of the physical device hosting the Server; the inclusion of the Device Type shall be done using one of the methods provided by clause 11.3.4 of ISO/IEC 30118-1 (i.e. add to the array of values).

ISO/IEC 30118-1 supports the inclusion of a Device Type as part of the Resource Type of a Collection (see also clause 7.4), in such cases the Collection shall include the Resource Types defined as mandatory for the Device Type by this document. For example, if a Collection Resource has an "rt" value of ["oic.d.light"], the Collection includes an instance of "oic.r.switch.binary" which is mandatory for an "oic.d.light" as per clause B.1.

Therefore a Device may be discovered by adding a query for the "rt" of the Device Type itself (e.g. "?rt=oic.d.fan") to the multicast Endpoint discovery method (see 8.1).

6.3 Profile of ISO/IEC 30118-1

This clause describes the profiling of the Core Resources and transport mechanisms and functions that are defined in ISO/IEC 30118-1.

The required ISO/IEC 30118-1 Resources are also required for a profile implementation.

In addition to the required Resources the optional ISO/IEC 30118-1 Resources in Table 1 shall be required.

Table 1 – Required Resources for Devices

| Resource ("rt") | Required in Profile |
|--------------------------|--------------------------|
| Intentionally left blank | Intentionally left blank |

For each of the Resources listed in Table 1, Table 2 details the Properties within those Resources that shall be required.

Table 2 – Required properties in Resource

| Resource ("rt") | Property name | Required in Profile |
|--------------------------|--------------------------|--------------------------|
| Intentionally left blank | Intentionally left blank | Intentionally left blank |

A Device shall support CoAP based endpoint discovery as defined in clause 10.3 of ISO/IEC 30118-1.

The messaging protocol for a Device shall be CoAP (see ISO/IEC 30118-1).

A Device shall support a network layer as defined in clause 9 of ISO/IEC 30118-1 including any necessary defined bridging functions that ensure inter-operability with IPv6.

6.4 Third (3rd) party specified extensions

This clause describes how a 3rd party may add Device Types, Resource Types, 3rd party defined Properties to an existing or 3rd party defined Resource Type, 3rd party defined enumeration values to an existing enumeration and 3rd party defined Parameters to an existing defined Property.

A 3rd party may specify additional (non-OCF) Resources within an OCF Device. A 3rd party may also specify additional Properties within an existing OCF defined Resource Type. Further a 3rd party may extend an OCF defined enumeration with 3rd party defined values.

A 3rd party defined Device Type may expose both 3rd party and OCF defined Resource Types. A 3rd party defined Device Type must expose the mandatory Resources for all OCF Devices defined within this document.

A 3rd party defined Resource Type shall include any mandatory Properties defined in this document and also any vertical specified mandatory Properties. All Properties defined within a 3rd party defined Resource Type that are part of the OCF namespace that are not Common Properties as defined in this document shall follow the 3rd party defined Property rules in Table 3.

Table 3 defines the syntax rules for 3rd party defined Resource Type elements. Within the table the term "Domain_Name" refers to a domain name that is owned by the 3rd party that is defining the new element.

Table 3 – 3rd party defined Resource elements

| | Resource Element | Vendor Definition Rules |
|---|---------------------------------|---|
| New 3 rd party defined Device Type | "rt" Property Value of "/oic/d" | "x.<Domain_Name>.<Resource identification>" |
| New 3 rd party defined Resource Type | "rt" Property Value | "x.<Domain_Name>.<Resource identification>" |
| New 3 rd party defined Property within the OCF namespace | Property Name | "x.<Domain_Name>.<Property>" |
| Additional 3 rd party defined values in an OCF specified enumeration | Enumeration Property Value | "x.<Domain_Name>.<enum value>" |
| Additional 3 rd party defined Parameter in an OCF specified Property | Parameter key word | x.<Domain_Name>.<parameter keyword> |

With respect to the use of the Domain_Name in this scheme the labels are reversed from how they appear in DNS or other resolution mechanisms. The 3rd party defined Device Type and Resource Type otherwise follow the rules defined in ISO/IEC 30118-1. 3rd party defined Resource Types should be registered in the IANA Constrained RESTful Environments (CoRE) Parameters registry.

For example:

```
x.com.samsung.galaxyphone.accelerator
x.com.cisco.ciscorouterport
x.com.hp.printerhead
x.org.allseen.newinterface.newproperty
```

6.5 Semantic Tags

6.5.1 Introduction

Semantic Tags are meta-information associated with a specific Resource instance that are represented as both Link Parameters and Resource Properties that provide a mechanism whereby the Resource be annotated with additional contextual metadata that helps describe the Resource. The requirements are defined in ISO/IEC 30118-1, but clauses 6.5.2 and 6.5.3 define additional Device specific requirements.

6.5.2 "tag-pos-desc" or position description Semantic Tag

In addition to the requirements defined in ISO/IEC 30118-1 the following requirements will apply:

- This Semantic Tag should not contain any 3rd party defined values (see clause 6.4).

6.5.3 "tag-func-desc" or function description Semantic Tag

In addition to the requirements defined in ISO/IEC 30118-1 the following requirements will apply:

- This Semantic Tag when exposed shall be populated with a value from the currently supported set of standardized enumeration values defined in clause B.2.2.
- This Semantic Tag should not contain any 3rd party defined values (see clause 6.4).

7 Modelling of multiple logical Devices

7.1 Introduction

A physical Device may be modelled as a single Platform and Device, a single Platform with multiple Devices, multiple separately discoverable discrete Platforms and Devices, or as a single Platform and Device where the Device is represented as a composition of other Devices.

For example, a door that includes the functionality of a contact sensor, a lock and a camera may be modeled as a single-Platform, a multi-Platform, or a Composite Device. Each of these three options will be detailed in clauses 7.2, 7.3, and 7.4.

7.2 Single platform model

The physical Device exposes one or more logical Devices that are independently discoverable (i.e. they separately respond to multicast discovery request messages as defined in clause 11.3 of ISO/IEC 30118-1). Given the door example there could be a single discovery response with an instance of "/oic/d" that exposes a single Device Type (such as "oic.d.door") or multiple discovery responses, each response having a single Device Type in the "rt" of "/oic/d" that represents the logical Device. The common denominator being that for all discovered logical Devices the Properties of "/oic/p" have the same values.

7.3 Multi-platform model

Just like the single-Platform model, one or more logical Devices that make up a physical Device respond independently to multicast discovery request messages and expose their own Resources. Like the single-platform model, each logical Device exposes a single Device Type in the "rt" value of "/oic/d". The difference from the single-platform model is that each logical Device does not have the same values for the Properties of "oic/p".

7.4 Composite Device model

When modelling a Server as a Composite Device there shall be a single Platform which represents the Composite Device. The Resource Type Property Value of "/oic/d" exposed should contain all of the Device Types of the Devices that compose the Composite Device. For each Device that is part of the Composite Device when using this approach there shall exist a Collection that represents one of the distinct Devices in the composition. Further each Collection shall have a Resource Type that at a minimum includes the Device Type that the Collection represents (e.g. ["oic.d.door"]).

Figure 2 illustrates the response to a discovery request using the baseline Interface on "/oic/res" for a Composite Device modeled as described in this clause. Figure 3 illustrates the response to a unicast RETRIEVE request using the baseline Interface to the Collection that represents the door Device.

```

[
{
  "rt": ["oic.wk.res"],
  "if": ["oic.if.baseline", "oic.if.ll" ],
  "links":
  [
    {
      "anchor": "ocf://dc70373c-1e8d-4fb3-962e-017eaa863989",
      "href": "/oic/d",
      "rt": ["oic.wk.d", "oic.d.door", "oic.d.sensor", "oic.d.lock", "oic.d.camera"],
      "if": ["oic.if.r", "oic.if.baseline"],
      "p": {"bm": 3},
      "eps": [{"ep": "coap://[fe80::b1d6]:1111"}]
    },
    {
      "anchor": "ocf://dc70373c-1e8d-4fb3-962e-017eaa863989",
      "href": "/mydevice/mydoor",
      "rt": ["oic.d.door"],
      "if": ["oic.if.ll", "oic.if.baseline", "oic.if.r"],
      "p": {"bm": 3},
      "eps": [{"ep": "coaps://[fe80::b1d6]:1111"}]
    },
    {
      "anchor": "ocf://dc70373c-1e8d-4fb3-962e-017eaa863989",
      "href": "/mydevice/mysensor",
      "rt": ["oic.d.sensor"],
      "if": ["oic.if.ll", "oic.if.baseline", "oic.if.r"],
      "p": {"bm": 3},
      "eps": [{"ep": "coaps://[fe80::b1d6]:1111"}]
    },
    {
      "anchor": "ocf://dc70373c-1e8d-4fb3-962e-017eaa863989",
      "href": "/mydevice/mylock",
      "rt": ["oic.d.lock"],
      "if": ["oic.if.ll", "oic.if.baseline", "oic.if.r"],
      "p": {"bm": 3},
      "eps": [{"ep": "coaps://[fe80::b1d6]:1111"}]
    },
    {
      "anchor": "ocf://dc70373c-1e8d-4fb3-962e-017eaa863989",
      "href": "/mydevice/mycamera",
      "rt": ["oic.d.camera"],
      "if": ["oic.if.ll", "oic.if.baseline", "oic.if.r"],
      "p": {"bm": 3},
      "eps": [{"ep": "coaps://[fe80::b1d6]:1111"}]
    }
  ]
}
]

```

Figure 2 – Example composite Device model

```

{
  "rt": ["oic.d.door"],
  "if": ["oic.if.ll", "oic.if.r", "oic.if.baseline"],
  "id": "unique_example_id",
  "di": "dc70373c-1e8d-4fb3-962e-017eaa863989",
  "icv": "ocf.1.3.0",
  "dmv": "ocf.res.1.3.0, ocf.sh.1.3.0",
  "piid": "6F0AAC04-2BB0-468D-B57C-16570A26AE48",
  "links": [
    {
      "href": "/mydoor/openlevel",
      "rt": ["oic.r.openlevel"],
      "if": ["oic.if.a", "oic.if.baseline"],
      "p": {"bm": 2},
      "eps": [
        {"ep": "coaps://[fe80::b1d6]:1122"}
      ]
    }
  ]
}

```

Figure 3 – RETRIEVE Response to example door from composite Device model

8 Discovery

8.1 Endpoint discovery

Clients may discover Servers by using the mechanisms defined by ISO/IEC 30118-1 clause 10. A Client may populate an "rt" query parameter with the Device Types that the Client wants to discover, or if no "rt" query parameter is provided then the search is for all available Device Types irrespective.

Devices may be discovered by Device Type or implemented Resource Type. This difference is conveyed by the population of any "rt" query parameter included as part of discovery (see clause 11.3 of ISO/IEC 30118-1).

The values that may be used for discovering a specific Device Type are listed in Table A.2. The values that may be used to discover a specific Resource Type are listed in clause 6 of ISO/IEC 30118-4.

The discovery process provides the base URI of the Device that is acting as a Server to the Client. The structure of the detected Device can then be retrieved by Resource Discovery.

8.2 Resource discovery

Clause intentionally left blank

9 Security

A Device shall implement the mandated Security Virtual Resources specified in the ISO/IEC 30118-2. Additionally, all exposed ISO/IEC 30118-4 defined Resources shall be accessible via at least one secure Endpoint (i.e. use of a "coaps" or "coaps+tcp" scheme locator within the "eps" Parameter exposed by /oic/res; see ISO/IEC 30118-1 clause 10.2.4). A Device shall not expose ISO/IEC 30118-4 defined Resources using unsecured Endpoints (i.e. "coap" or "coap+tcp" scheme locator in the "eps" Parameter).

With the exception of those Resources related to Discovery that are explicitly identified by the ISO/IEC 30118-1 as not requiring secured access (see ISO/IEC 30118-1 clause 11.3.4), all other Resources defined in ISO/IEC 30118-1 implemented in the Smart Home Device shall be accessible via at least one secure Endpoint (i.e. use of a "coaps" or "coaps+tcp" scheme locator within the "eps" Parameter exposed by /oic/res). Similarly, any Resources defined in ISO/IEC 30118-1 that do not require unsecured access that are not listed in /oic/res shall also be accessible via "coaps" or "coaps+tcp".

STANDARDSISO.COM : Click to view the full PDF of ISO/IEC 30118-5:2021

Annex A (normative)

Device categories and device types

A.1 Device categories

Devices are grouped into Device Categories based on the Universal Device Classification (UDC) (see A Basic Classification System for Energy-Using Products--Universal Device Classification), all Device Categories are listed in Table A.1.

Table A.1 – List of device categories

| Device Category Name | Description |
|----------------------|---|
| Space Conditioning | Heating and cooling systems |
| Lighting | |
| Appliance | Also known as "white goods"; covers major appliances only. |
| Electronics | Personal electronics |
| Miscellaneous | Small appliances, other |
| Infrastructure | Physical building and infrastructure |
| Transportation | Vehicles, fixed devices that provide movement (e.g. Escalators) |
| Fitness | Includes lifestyle |
| Medical | |
| Personal Health | |
| Other | |

A.2 Device Types

The complete Universal Device Classification with Device Types per Device Category is provided in Table A.2. Note that not all Devices within the UDC classification have equivalent OCF defined Device Types. All defined Device Types are of the form "oic.d.<thing>" where <thing> is a single alphanumeric string (lower case [a..z],[0..9] only) no more than 24 characters in length giving a total maximum length of the Device Type of 32 characters. Where an abbreviated form of the Device Type is required (applicable only to population of a Wi-Fi beacon IE) then the "oic.d." portion of the Device Type may be omitted.

Table A.2 does not specify the mandatory Resources that are implemented by an instance of such a Device Type; the set of applicable mandatory Resources is dependent on the application domain. In this document the following domains are specified: Smart Home, Healthcare. The "Reference" column in the table references vertical specific annexes where the Device Type is further refined (e.g. mandatory Resources).

Table A.2 – Per category list of Device Types

| Device Category Name | UDC Device Name | Device Name | Device Type (Normative) | Reference |
|----------------------|---------------------|----------------------|-------------------------|-----------|
| Space Conditioning | Unitary System | Air Conditioner | oic.d.airconditioner | B.1 |
| | Boiler | Water Heater | oic.d.waterheater | B.1 |
| | Furnace | Furnace | oic.d.furnace | |
| | Pump | Pump | oic.d.pump | |
| | Fan | Fan | oic.d.fan | B.1 |
| | Condensing Unit | Condensing Unit | oic.d.condensingunit | |
| | Condenser | Condenser | oic.d.condenser | |
| | Humidifier | Humidifier | oic.d.humidifier | B.1 |
| | Dehumidifier | Dehumidifier | oic.d.dehumidifier | B.1 |
| | HVAC – Control | Thermostat | oic.d.thermostat | B.1 |
| | HVAC - Other | HVAC | oic.d.hvac | |
| | | Air Purifier | oic.d.airpurifier | B.1 |
| | | Air Quality Monitor | oic.d.airqualitymonitor | B.1 |
| | | | | |
| Lighting | Lighting - Controls | Lighting Controls | oic.d.lightingcontrol | |
| | Lighting - Other | Light | oic.d.light | B.1 |
| | | | | |
| Appliance | Airer | Airer | oic.d.airer | B.1 |
| | Clothes Dryer | Dryer (Laundry) | oic.d.dryer | B.1 |
| | Clothes Washer | Washer (Laundry) | oic.d.washer | B.1 |
| | | Clothes Washer Dryer | oic.d.washerdryer | B.1 |
| | Dishwasher | Dishwasher | oic.d.dishwasher | B.1 |
| | Freezer | Freezer | oic.d.freezer | B.1 |
| | Ice Machine | Ice Machine | oic.d.icemachine | |
| | Indoor Garden | Indoor Garden | oic.d.indoorgarden | B.1 |
| | Mattress | Mattress | oic.d.mattress | B.1 |
| | Oven | Oven | oic.d.oven | B.1 |
| | Range | Range | oic.d.range | |
| | Refrigerator | Refrigerator | oic.d.refrigerator | B.1 |
| | Water Heater | Water Heater | oic.d.waterheater | B.1 |
| | Water Purifier | Water Purifier | oic.d.waterpurifier | B.1 |
| | Appliance – Other | Cooker Hood | oic.d.cookerhood | B.1 |
| | | Cooktop | oic.d.cooktop | B.1 |
| | | Steam Closet | oic.d.steamcloset | B.1 |
| | | | | |

| Device Category Name | UDC Device Name | Device Name | Device Type (Normative) | Reference |
|----------------------|------------------------|------------------------|----------------------------|------------|
| Electronics | Audio System | Audio System | oic.d.audiosystem | |
| | A/V Player | AV Player | oic.d.avplayer | |
| | Camera | Camera | oic.d.camera | B.1 |
| | Computer – Desktop | Desktop PC | oic.d.desktoppc | |
| | Computer - Notebook | Notebook PC | oic.d.notebookpc | |
| | Computer - Server | Server | oic.d.server | |
| | Computer – Other | Computer | oic.d.pc | |
| | Data Storage | Data Storage Unit | oic.d.datastorageunit | |
| | Display | Display | oic.d.display | |
| | Electronics - Portable | Portable Electronics | oic.d.portableelectronics | |
| | Game Console | Game Console | oic.d.gameconsole | |
| | Imaging Equipment | 3D Printer | oic.d.3dprinter | B.1 |
| | | Printer | oic.d.printer | B.1 |
| | | Printer Multi-Function | oic.d.multifunctionprinter | B.1 |
| | | Scanner | oic.d.scanner | B.1 |
| | Musical Instrument | Musical Instrument | oic.d.musicalinstrument | |
| | Networking Equipment | Networking Equipment | oic.d.networking | |
| | Phone Handset | Handset | oic.d.handset | |
| | Receiver | Receiver | oic.d.receiver | B.1 |
| | Set Top Box | Set Top Box | oic.d.stb | B.1 |
| | Telephony | Telephony | oic.d.telephonydevice | |
| | Television | Television | oic.d.tv | B.1, B.4.1 |
| | A/V - Other | Active Speaker | oic.d.speaker | |
| | Electronics – Other | Electronics | oic.d.smallelectrical | |
| | | | | |
| Miscellaneous | Air Compressors | Air Compressor | oic.d.aircompressor | |
| | Bathroom Device | Bathroom General | oic.d.bathroomdevice | |
| | Battery Charger | Battery Charger | oic.d.batterycharger | |
| | Business Equipment | Business Equipment | oic.d.businessequipment | |
| | Cleaning Equipment | Robot Cleaner | oic.d.robotcleaner | B.1 |
| | Cooking – Portable | Portable Stove | oic.d.portablestove | |

| Device Category Name | UDC Device Name | Device Name | Device Type (Normative) | Reference |
|----------------------|-----------------------|----------------------------------|-------------------------|-----------|
| | Exercise Machine | Exercise Machine | oic.d.exercisemachine | |
| | HVAC – Portable | Portable HVAC | oic.d.hvacportable | |
| | Industrial | Optical augmented RFID Reader | oic.d.orfid | D.1 |
| | Kitchen | Coffee Machine | oic.d.coffeemachine | B.1 |
| | | Food Probe | oic.d.foodprobe | B.1 |
| | | Grinder | oic.d.grinder | B.1 |
| | | Kettle | oic.d.kettle | B.1 |
| | Lighting – Decorative | Decorative Lighting | oic.d.lightdecorative | |
| | Lighting – Emergency | Emergency Lighting | oic.d.lightemergency | |
| | Microwave Oven | Microwave Oven | oic.d.microwave | B.1 |
| | Vending Machine | Vending Machine | oic.d.vendingmachine | |
| | Water Dispenser | Water Dispenser | oic.d.waterdispenser | |
| | Miscellaneous - Other | Battery | oic.d.battery | B.1, E.3 |
| | | | | |
| Infrastructure | Breakers | Water Valve | oic.d.watervalve | B.1 |
| | Doors/Windows | Blind | oic.d.blind | B.1 |
| | | Door | oic.d.door | B.1 |
| | | Garage Door | oic.d.garagedoor | B.1 |
| | | Smart Lock | oic.d.smartlock | B.1 |
| | | Window | oic.d.window | B.1 |
| | Fireplace | Fireplace | oic.d.fireplace | |
| | Pump | Pump | oic.d.pump | |
| | Power - Portable | Energy Generator | oic.d.energygenerator | B.1 |
| | | Smart Plug | oic.d.smartplug | B.1 |
| | Power - Fixed | Arc Fault Circuit Interrupter | oic.d.afci | B.1 |
| | | Circuit Breaker | oic.d.circuitbreaker | E.3 |
| | | Ground Fault Circuit Interrupter | oic.d.gfci | B.1 |
| | | Inverter | oic.d.inverter | E.3 |
| | | PV Array System | oic.d.pvarraysystem | E.3 |
| | | Switch | oic.d.switch | B.1 |
| | Security | Security Panel | oic.d.securitypanel | B.1 |
| | Sensors | Generic Sensor | oic.d.sensor | B.1 |

| Device Category Name | UDC Device Name | Device Name | Device Type (Normative) | Reference |
|----------------------|-------------------|---------------------------|-------------------------------|-----------|
| | Meter | Electric Meter | oic.d.electricmeter | B.1 |
| | | Energy Monitor | oic.d.energymonitor | B.1 |
| | | | | |
| Transportation | Transport - Other | Electric Vehicle Charger | oic.d.electricvehiclecharger | B.1 |
| | | | | |
| Fitness | | Fitness Device | oic.d.fitnessdevice | |
| | | Activity Tracker | oic.d.activitytracker | C.4 |
| | | Blood Pressure Monitor | oic.d.bloodpressuremonitor | C.4 |
| | | Body Thermometer | oic.d.bodythermometer | C.4 |
| | | Cycling Power Meter | oic.d.cyclingpowermeter | C.4 |
| | | Cycling Speed Sensor | oic.d.cyclingspeedsensor | C.4 |
| | | Cycling Cadence Sensor | oic.d.cyclingcadencesensor | C.4 |
| | | Heart Rate Monitor | oic.d.heartratemonitor | C.4 |
| | | Muscle Oxygen Monitor | oic.d.muscleoxygenmonitor | C.4 |
| | | | | |
| Medical | | Blood Pressure Monitor | oic.d.bloodpressuremonitor | C.4 |
| | | Body Scale | oic.d.bodyscale | C.4 |
| | | Body Thermometer | oic.d.bodythermometer | C.4 |
| | | CGM | oic.d.cgm | C.4 |
| | | Glucose Meter | oic.d.glucosemeter | C.4 |
| | | Heart Rate Monitor | oic.d.heartratemonitor | C.4 |
| | | Medical Device | oic.d.medicaldevice | |
| | | Pulse Oximeter | oic.d.pulseoximeter | C.4 |
| | | Sleep Monitor | oic.d.sleepmonitor | C.4 |
| | | | | |
| | | | | |
| Personal Health | | Activity Tracker | oic.d.activitytracker | C.4 |
| | | Blood Pressure Monitor | oic.d.bloodpressuremonitor | C.4 |
| | | Body Composition Analyser | oic.d.bodycompositionanalyser | C.4 |
| | | Body Scale | oic.d.bodyscale | C.4 |
| | | Body Thermometer | oic.d.bodythermometer | C.4 |
| | | CGM | oic.d.cgm | C.4 |
| | | Glucose Meter | oic.d.glucosemeter | C.4 |

| Device Category Name | UDC Device Name | Device Name | Device Type (Normative) | Reference |
|----------------------|-----------------|-----------------------------------|----------------------------|-----------|
| | | Heart Rate Monitor | oic.d.heartratemonitor | C.4 |
| | | Personal Health Device | oic.d.personalhealthdevice | |
| | | Pulse Oximeter | oic.d.pulseoximeter | C.4 |
| | | Sleep Monitor | oic.d.sleepmonitor | C.4 |
| | | | | |
| | | | | |
| | | | | |
| Other | Other | | oic.d.unknown | |
| | | Access Management Service | oic.d.ams | |
| | | Credential Management Service | oic.d.cms | |
| | | Device Ownership Transfer Service | oic.d.dots | |

Annex B (normative)

Smart home Device Types

B.1 Smart home required Resources per Device Type

Device Types may mandate that specific Resources be implemented. The required Resource per Device Type where mandated is listed in Table B.1. Additionally, specific Resources that use enumeration values to indicate supported states or modes may mandate usage of standardized enumeration values. The mandated allowed values are indicated for each applicable Resource Type, the Property of interest on that Resource Type and to which Device Type it applies.

Per Table B.1, some Device types support two instances of the same Resource Type. When this is the case, the Resources shall support different CRUDN actions, e.g. one Resource acts as a Sensor (CRUDN action write not supported) and the other Resource acts as an Actuator (CRUDN actions read and write supported at a minimum) unless otherwise specified.

Table B.1 – Alphabetical list of Device Types ("rt"), including required Resources for smart home

| Device Name (informative) | Device Type ("rt") (Normative) | Required Resource name | Required Resource Type |
|-------------------------------|-----------------------------------|---------------------------|----------------------------|
| 3D Printer | oic.d.3dprinter | Binary Switch | oic.r.switch.binary |
| | | 3D Printer | oic.r.printer.3d |
| | | Operational State | oic.r.operational.state |
| | | Temperature | oic.r.temperature |
| | | Print Queue | oic.r.printer.queue |
| Active Speaker | oic.d.speaker | Binary Switch | oic.r.switch.binary |
| | | Audio Controls | oic.r.audio |
| Airer | oic.d.airer | Binary Switch | oic.r.switch.binary |
| | | Linear Movement Controls | oic.r.movement.linear |
| Air Conditioner | oic.d.airconditioner | Binary Switch | oic.r.switch.binary |
| | | Temperature | oic.r.temperature |
| Air Purifier | oic.d.airpurifier | Binary Switch | oic.r.switch.binary |
| Air Quality Monitor | oic.d.airqualitymonitor | Air Quality Collection | oic.r.airqualitycollection |
| Arc Fault Circuit Interrupter | oic.d.afci | Fault Interrupter Switch | oic.r.switch.fault |
| Battery | oic.d.battery | Battery | oic.r.battery |
| Blind | oic.d.blind | Open Level | oic.r.openlevel |
| Camera | oic.d.camera | Media | oic.r.media |
| Clothes Washer Dryer | oic.d.washerdryer | Binary Switch | oic.r.switch.binary |
| | | Operational State | oic.r.operational.state |

| Device Name (informative) | Device Type ("rt") (Normative) | Required Resource name | Required Resource Type |
|--|-----------------------------------|--|---|
| Coffee Machine | oic.d.coffeemachine | Binary Switch | oic.r.switch.binary |
| | | Operational State | oic.r.operational.state |
| Cooker Hood | oic.d.cookerhood | Airflow Control | oic.r.airflowcontrol |
| | | Binary Switch | oic.r.switch.binary |
| | | Mode | oic.r.mode |
| Cooktop | oic.d.cooktop | Heating Zone Collection | oic.r.heatingzonecollection |
| Dehumidifier | oic.d.dehumidifier | Binary Switch | oic.r.switch.binary |
| | | Humidity | oic.r.humidity |
| Dishwasher | oic.d.dishwasher | Binary Switch | oic.r.switch.binary |
| | | Mode | oic.r.mode |
| Door | oic.d.door | Open Level | oic.r.openlevel |
| Dryer (Laundry) | oic.d.dryer | Binary switch | oic.r.switch.binary |
| | | Operational State | oic.r.operational.state |
| Electric Vehicle Charger | oic.d.electricvehiclecharger | Binary Switch | oic.r.switch.binary |
| | | Operational State | oic.r.operational.state |
| | | Battery | oic.r.battery |
| | | Vehicle Connector | oic.r.vehicleconnector |
| Electric Meter | oic.d.electrictmeter | Energy Consumption | oic.r.energy.consumption |
| Energy Generator | oic.d.energygenerator | Energy Generation | oic.r.energy.generation |
| Energy Monitor | oic.d.energymonitor | One of: Energy Consumption, Gas Consumption | oic.r.energy.consumption or oic.r.gas.consumption |
| Fan | oic.d.fan | Binary Switch | oic.r.switch.binary |
| Food Probe | oic.d.foodprobe | Temperature (Sensor) | oic.r.temperature |
| Freezer | oic.d.freezer | Temperature(2) (1 Sensor and 1 Actuator) | oic.r.temperature |
| Garage Door | oic.d.garagedoor | Door | oic.r.door |
| Generic Sensor | oic.d.sensor | Any Resource Type that supports and exposes in "/oic/res" the oic.if.s interface. | oic.r. <x> Where this equates to any Resource Type that supports the oic.if.s Interface. |
| Grinder | oic.d.grinder | Operational State | oic.r.operational.state |
| | | Grinder Settings | oic.r.grinder |
| Ground Fault Circuit Interrupter | oic.d.gfci | Fault Interrupter Switch | oic.r.switch.fault |
| Humidifier | oic.d.humidifier | Binary Switch | oic.r.switch.binary |
| Kettle | oic.d.kettle | Binary Switch | oic.r.switch.binary |
| Light | oic.d.light | Binary Switch | oic.r.switch.binary |
| Indoor Garden | oic.d.indoorgarden | Binary Switch | oic.r.switch.binary |

| Device Name (informative) | Device Type ("rt") (Normative) | Required Resource name | Required Resource Type |
|------------------------------|-----------------------------------|--|--|
| Mattress | oic.d.mattress | Binary Switch | oic.r.switch.binary |
| | | Mode | oic.r.mode |
| Oven | oic.d.oven | Binary Switch | oic.r.switch.binary |
| | | Temperature (2) (1 Sensor and 1 Actuator) | oic.r.temperature |
| Printer | oic.d.printer | Binary Switch | oic.r.switch.binary |
| | | Operational State | oic.r.operational.state |
| Printer Multi-Function | oic.d.multifunctionprinter | Binary switch | oic.r.switch.binary |
| | | Operational State (2) ^a | oic.r.operational.state |
| | | Automatic Document Feeder | oic.r.automaticdocumentfeeder ^b |
| Receiver | oic.d.receiver | Binary Switch | oic.r.switch.binary |
| | | Audio Controls | oic.r.audio |
| | | Media Source List (2) | oic.r.media.input, oic.r.media.output |
| Refrigerator | oic.d.refrigerator | Temperature (2) (1 Sensor and 1 Actuator) | oic.r.temperature |
| Robot Cleaner | oic.d.robotcleaner | Binary Switch | oic.r.switch.binary |
| | | Mode | oic.r.mode |
| Scanner | oic.d.scanner | Binary Switch | oic.r.switch.binary |
| | | Operational State | oic.r.operational.state |
| | | Automatic Document Feeder | oic.r.automaticdocumentfeeder |
| Security Panel | oic.d.securitypanel | Mode | oic.r.mode |
| Set Top Box | oic.d.stb | Binary Switch | oic.r.switch.binary |
| Smart Lock | oic.d.smartlock | Lock Status | oic.r.lock.status |
| Smart Plug | oic.d.smartplug | Binary Switch | oic.r.switch.binary |
| Steam Closet | oic.d.steamcloset | Operational State | oic.r.operational.state |
| | | Time Period | oic.r.time.period |
| Switch | oic.d.switch | Binary Switch | oic.r.switch.binary |
| Television | oic.d.tv | Binary Switch | oic.r.switch.binary |
| | | Audio Controls | oic.r.audio |
| | | Media Source List | oic.r.media.input |
| Thermostat | oic.d.thermostat | Temperature (2) (1 Sensor and 1 Actuator) | oic.r.temperature |
| Washer (Laundry) | oic.d.washer | Binary Switch | oic.r.switch.binary |
| | | Operational State | oic.r.operational.state |
| Water Heater | oic.d.waterheater | Binary Switch | oic.r.switch.binary |
| | | Temperature(2) (1 Sensor and 1 Actuator) | oic.r.temperature |

| Device Name (informative) | Device Type ("rt") (Normative) | Required Resource name | Required Resource Type |
|---|-----------------------------------|---------------------------|-------------------------|
| Water Purifier | oic.d.waterpurifier | Operational State | oic.r.operational.state |
| | | Water Info | oic.r.waterinfo |
| Water Valve | oic.d.watervalve | Open Level | oic.r.openlevel |
| Window | oic.d.window | Open Level | oic.r.openlevel |
| <p>^a A Multi-Function Printer shall expose two instances of an Operational State Resource; each in discrete Collections, one for the Printer specific operational state information and one for the Scanner specific operational state information. The friendly name for the Collections should indicate the device modality (printer or scanner).</p> <p>^b A Multi-Function Printer shall only expose an Automatic Document Feeder Resource if the device has the Automatic Document Feeder capability.</p> | | | |

B.2 Standardized enumeration values

B.2.1 Introduction

Resource Types may have a list of supported enumeration values. The supported enumeration values may differ when applied in different devices. In this clause the affected Resource Types are described by:

- Generic list of supported values
- Mandated list of supported values when applied to a specific Device

B.2.2 Alphabetical list of standardized enumeration types

Table B.2 lists the standardized enumeration types that may be present within Resource Properties where the Property is defined as containing values from this clause. The enumerations also apply to Semantic Tags (see ISO/IEC 30118-1) where the tag is defined as containing values from this clause.

Table B.2 – The defined set of standardized enumerations

| Enumeration | Description |
|------------------------|---|
| aborted | An internal device, communication or security error |
| active | Unit is active |
| airClean | unit is in air clean mode or state |
| airDry | unit is air drying |
| airfilterconsumable | identifies the main air filter consumable ("oic.r.consumable") Resource of the Device |
| airflow | Identifies the main airflow ("oic.r.airflow") Resource of the Device |
| airpurifierswitch | identifies that the switch ("oic.r.switch.binary") can turn on/off the air purifying function of the Device |
| airqualityairpollution | identifies the air quality ("oic.r.airquality") Resource measuring (total) air pollution |
| airqualityodor | identifies the air quality ("oic.r.airquality") Resource measuring odor |
| airqualitypm1 | identifies the air quality ("oic.r.airquality") Resource measuring pm1 |
| airqualitypm10 | identifies the air quality ("oic.r.airquality") Resource measuring pm10 |

| Enumeration | Description |
|---------------------------|--|
| airqualitypm2.5 | identifies the air quality ("oic.r.airquality") Resource measuring pm2.5 |
| ambient | unit is in ambient mode or state |
| alarmtimeperiod | identifies the duration time for an alarm ("oic.r.time.period") |
| armedAway | unit is armed for away |
| armedInstant | unit is armed instantly |
| armedMaximum | unit is armed at maximum level |
| armedNightStay | unit is armed in night stay |
| armedStay | unit is armed in stay mode |
| aroma | unit is armed in aroma mode |
| artificialintelligence | unit is in artificial intelligence mode |
| auto | unit is in auto mode or state |
| awning | identifies that the instance of "oic.r.windowcovering" represents an awning |
| babyCare | unit is in baby care mode or state |
| baking | unit is in baking mode or state |
| battery | identifies the main battery ("oic.r.battery") Resource of the Device |
| boiling | unit is in boiling state or mode |
| brewing | unit is in brewing state or mode |
| cancelled | the job was cancelled either by the remote client or by the user |
| changeCondition | the unit has experienced a change in condition, mode or state |
| charging | the unit is in charging mode or state |
| checkingTurbidity | unit is in checking turbidity state |
| circulating | unit is in circulating model or state |
| cleaning | unit is in cleaning mode or state |
| clothes | unit is in clothes mode |
| completed | job finished successfully |
| contactsensor | identifies an "Intruder Alert Zone" ("oic.r.iaszoneinfo") type of contact sensor |
| convenientroomdoor | identifies the convenient room door ("oic.r.door") of the refrigerator ("oic.d.refrigerator") |
| convertible | unit is for a convertible part (among compartments of a refrigerator). User can configure the parts as desired |
| convBake | unit is in convection bake mode |
| convRoast | unit is in convection roast mode |
| cool | unit is in cooling mode or state |
| coolingtargettemperature | identifies the target cooling temperature ("oic.r.temperature") Resource of the air conditioner ("oic.d.airconditioner") |
| coolerdoor | identifies the cooler door ("oic.r.door") of the Device |
| coolermeasuredtemperature | identifies the measured cooler temperature ("oic.r.temperature") Resource of the Device |

| Enumeration | Description |
|----------------------------|--|
| coolertargettemperature | identifies the target cooler temperature ("oic.r.temperature") Resource of the Device |
| cosensor | identifies an "Intruder Alert Zone" ("oic.r.iaszoneinfo") type of carbon monoxide sensor |
| currenttemperature | identifies the current measured temperature ("oic.r.temperature") Resource of the Device |
| delicate | unit is in delicate mode or state |
| deodorization | identifies the main deodorization ("oic.r.deodorization") Resource of the Device |
| diagnosis | unit is in diagnosis mode or state; when an error occurs, a Device is in diagnosis mode (state) for identifying causes and finding solutions |
| disabled | unit's current operational mode is disabled |
| dishwasherdoor | identifies the main door ("oic.r.door") Resource of the Dish Washer ("oic.d.dishwasher") |
| down | unit is unavailable |
| drapery | identifies that the instance of "oic.r.windowcovering" represents drapery |
| dry | unit is dry mode |
| dual | unit is in dual mode |
| ecomode | identifies the main (overall) ecomode ("oic.r.ecomode") Resource of the Device |
| edge | unit is edge mode or state |
| enabled | unit's current operational mode is enabled |
| express | unit is in express mode or state |
| extended | unit is in extended mode or state |
| fan | unit is in fan mode or state |
| fast | unit is in fast mode or state |
| filterMaterial | filter material that is used by a Device |
| firesensor | identifies an "Intruder Alert Zone" ("oic.r.iaszoneinfo") type of fire sensor |
| focused | unit is in focused mode or state |
| foot | unit is in foot mode or state |
| freezePrevent | unit is in freeze prevent mode or state |
| freezePreventPending | unit is pending freeze prevent mode |
| freezePreventPause | unit is in the paused state while in freeze prevent mode |
| freezer | unit is for a freezer part (among compartments of a refrigerator) |
| freezerdoor | identifies the freezer room door ("oic.r.door") Resource of the Device |
| freezermeasuredtemperature | identifies the measured freezer temperature ("oic.r.temperature") of the Device |
| freezertargettemperature | identifies the target freezer temperature ("oic.r.temperature") of the Device |
| fridge | unit is for a fridge part (among compartments of a refrigerator) |
| glassbreaksensor | identifies an "Intruder Alert Zone" ("oic.r.iaszoneinfo") type of glass break sensor |

| Enumeration | Description |
|--------------------------|---|
| grinding | unit is in grinding state or mode |
| healing | unit is in healing mode or state |
| heating | unit is in heating mode or state |
| heatingtargettemperature | identifies the target heating temperature ("oic.r.temperature") of the Device |
| heavy | unit is in heavy mode or state |
| homing | unit is in homing state, Device produces a special signal so that it can be found using electronic equipment |
| hot | unit is in hot mode or state |
| humidify | unit is in humidify mode or state |
| humidity | identifies the main humidity ("oic.r.humidity") Resource of the Device |
| ice | unit is in ice mode or state |
| idle | new jobs can start processing without waiting |
| initializing | unit is in initializing state, a Device resets its values set by a Client to initial values set by manufacturer |
| ink | generic ink cartridge for a Device |
| inkBlack | black ink cartridge for a Device |
| inkCyan | cyan ink cartridge for a Device |
| inkMagenta | magenta ink cartridge for a Device |
| inkTricolour | tricolour ink cartridge for a Device |
| inkYellow | yellow ink cartridge for a Device |
| invalid | unit is in an invalid mode, state, or setting |
| keepwarm | unit is in keep warm state or mode |
| keyfob | identifies an "Intruder Alert Zone" ("oic.r.iaszoneinfo") type of key fob |
| keypad | identifies an "Intruder Alert Zone" ("oic.r.iaszoneinfo") type of keypad |
| localtime | identifies the clock ("oic.r.clock") time representing the local time zone |
| macro | unit is in macro mode or state, Client manually inputs a rule or pattern of operation |
| main | unit is part of the main device or is the main device |
| mapping | unit is in mapping mode or state |
| mineral | unit is in mineral mode |
| monitoring | unit is in monitoring mode or state; such as security functions detecting unusual movements in an empty place for a camera-mounted Device |
| monitoringInitializing | unit is in initializing state in monitoring mode; a Device resets its values of monitoring mode to initial values set by manufacturer |
| monitoringMoving | unit is in moving state in monitoring mode; following a specific target that client select while the Device is in monitoring mode |
| monitoringPreparation | unit is in preparation state in monitoring mode; a Device is getting ready for its monitoring operation |
| morning | unit is in morning mode or state |
| motionsensor | identifies an "Intruder Alert Zone" ("oic.r.iaszoneinfo") type of motion sensor |

| Enumeration | Description |
|-----------------------------|---|
| moving | unit is in moving state; the action of going to a different place |
| night | unit is in night-time mode or state |
| nightDry | unit is in night-time drying mode or state |
| none | unit is in an undefined mode or state |
| normal | unit is in a normal operational state |
| notsupported | ability to set a specific operational mode by a Client is not supported |
| onedoorfridge | identifies the single door ("oic.r.door") of the Device |
| operationalstate | identifies the main (overall) operational state ("oic.r.operational.state") of the Device |
| operationalmode | identifies the main (overall) mode ("oic.r.mode") of the Device |
| pause | unit is paused (by user) |
| ped | identifies an "Intruder Alert Zone" ("oic.r.iaszoneinfo") type of personal emergency device |
| pending | job initiated, engine is preparing |
| pendingHeld | job is not a candidate for processing for any number of reasons, will return to pending state if reasons are solved |
| permapress | unit is in permanent press mode or state |
| powerswitch | identifies the Resource that is the main power switch ("oic.r.switch.binary"), e.g. on/off of the Device |
| preHeat | unit is in pre-heat mode or state |
| preparation | unit is in preparation mode or state; a Device is getting ready for its operation |
| preSteam | unit is in pre-steam mode or state |
| preWash | unit is pre wash mode |
| processing | processing the job |
| projectorscreen | identifies that the instance of "oic.r.windowcovering" represents a projector screen |
| pure | unit is in pure mode or state |
| quick | unit is in quick mode or state |
| quiet | unit is in quiet mode |
| refresh | unit is in refresh mode or state |
| refrigeration | identifies the main ("oic.r.refrigeration") Resource of the Device |
| relativeremainingtimeperiod | identifies the Resource as (overall) relative remaining time period ("oic.r.time.period") |
| relax | unit is in relax mode or state |
| remainingtimeperiod | identifies the Resource as (overall) absolute remaining time period ("oic.r.time.period") |
| remotecontrol | identifies an "Intruder Alert Zone" ("oic.r.iaszoneinfo") type of remote control |
| remotecontrolenable | identifies the Resource for remote control enable ("oic.r.switch.binary"), e.g. remote enablement of the Device |
| reserve | unit is in reserve mode or state |

| Enumeration | Description |
|----------------------------|--|
| reserving | unit is in reserving state |
| restart | unit is in re-start mode or state |
| ringing | unit is in ringing state to indicate alarm, emergency, caution, and so on |
| rinse | unit is in rinse mode or state |
| rollershade | identifies that the instance of "oic.r.windowcovering" represents a roller shade |
| rollershade2 | identifies that the instance of "oic.r.windowcovering" represents a two motor roller shade |
| rollershadeext | identifies that the instance of "oic.r.windowcovering" represents an exterior roller shade |
| rollershadeext2 | identifies that the instance of "oic.r.windowcovering" represents an exterior two moto roller shade |
| sectored | unit is in sectored mode or state |
| select | unit is in select mode or state |
| securityrepeater | identifies an "Intruder Alert Zone" ("oic.r.iaszoneinfo") type of security repeater |
| setOption | unit is in a state whereby device options may be set |
| shake | unit is in shake mode or state |
| shoesDry | unit is in shoes dry mode or state |
| shutter | identifies that the instance of "oic.r.windowcovering" represents a shutter |
| silent | unit is in silent mode or state |
| sleep | unit is in sleep mode or state |
| sleepreservationtimeperiod | identifies the Resource ("oic.r.time.period") as sleep reservation time |
| smart | unit is in smart mode or state |
| soaking | unit is in soaking mode or state |
| soda | unit is in soda mode |
| spin | unit is in spin mode or state |
| spot | unit is in spot mode or state |
| spray | unit is in spray mode or state |
| standardcie | identifies an "Intruder Alert Zone" ("oic.r.iaszoneinfo") type of standard control and indicator equipment |
| start | unit is in start mode or state |
| startreservationtimeperiod | identifies the Resource ("oic.r.time.period") as start of reservation time |
| steam | unit is in steam mode or state |
| steamSoftening | unit is in steam softening mode or state, whereby the fabric is softened using only water and no softening additives |
| sterilize | unit is in sterilize mode or state |
| stopreservationtimeperiod | identifies the Resource ("oic.r.time.period") as stop of reservation time |
| stopped | error condition occurred |
| stretching | unit is in stretching mode or state |
| subDevice | unit is for a sub-device that makes up part of a main device |

| Enumeration | Description |
|-----------------------|---|
| swd | identifies an "Intruder Alert Zone" ("oic.r.iaszoneinfo") type of standard warning device |
| targettemperature | identifies the target (setpoint) temperature ("oic.r.temperature") of the Device |
| testing | calibrating, preparing the unit |
| tiltblind | identifies that the instance of "oic.r.windowcovering" represents a tilt only tilt blind |
| tiltblind2mode | identifies that the instance of "oic.r.windowcovering" represents a tilt and lift tilt blind |
| toner | generic toner cartridge for a Device |
| tonerBlack | black toner cartridge for a Device |
| tonerCyan | cyan toner cartridge for a Device |
| tonerMagenta | magenta toner cartridge for a Device |
| tonerYellow | yellow toner cartridge for a Device |
| turbo | unit is in turbo mode or state |
| update | unit is in update mode or state |
| vendorspecific | identifies an "Intruder Alert Zone" ("oic.r.iaszoneinfo") type that is specific to the manufacturer |
| vibrationsensor | identifies an "Intruder Alert Zone" ("oic.r.iaszoneinfo") type of vibration sensor |
| waiting | unit is in waiting mode or state |
| wakeup | unit is in wakeup state just after sleep mode |
| warm | unit is in warm mode or state |
| wash | unit is in wash mode or state |
| waterinfo | identifies the main water information ("oic.r.waterinfo") of the Device |
| waterfilterconsumable | identifies the main water filter consumable ("oic.r.consumable") of the Device |
| waterproofing | unit is in waterproofing mode or state |
| watersensor | identifies an "Intruder Alert Zone" ("oic.r.iaszoneinfo") type of water sensor |
| wet | unit is in wet mode or state |
| wind | unit is in wind mode |
| wrinklePrevent | unit is in wrinkle prevent mode |
| zigzag | unit is in zigzag mode or state |

B.2.3 Standardized list of supported values for mode Resource Type (oic.r.mode)

Table B.3 lists per Device Type the supported enumeration values that can apply to both of the Properties "supportedModes" and "modes" of the Mode Resource Type.

Table B.3 – List of supported "oic.r.mode" values per Device Type ("rt")

| Device Name (informative) | Device Type (rt) (Normative) | Supported enumeration value | Description |
|------------------------------|---------------------------------|-----------------------------------|--|
| Air Conditioner | oic.r.airconditioner | airClean | This removes contaminants from the indoor air. |
| | | airDry | This removes moisture from the inside of the device to prevent mould after cooling air. |
| | | aroma | This adds a deodorizing scent to make the air fresher. |
| | | auto | This automatically selects and operates cooling and/or heating based on the current temperature condition. |
| | | cool | This cools the indoor air. |
| | | energySaving | This saves energy (electricity) by restricting some functions. |
| | | fan | This circulates the inside air without cool and inflow of outside air. |
| Air Purifier | oic.d.airpurifier | auto | This is continuously checking the air quality and operating as needed to maintain good air quality. |
| | | babyCare | This removes contaminants from indoor air and discharges clean air in a downward flow for babies and children. |
| | | circulating | This circulates the inside air by using the fan inside the device. |
| | | cleaning | This removes contaminants from the indoor air. In the case where the device consists of lower and upper sections, this function is operated only in the lower section. |
| | | dual | This removes contaminants from the indoor air. In the case where the device consists of lower and upper sections, this function operates in both of sections. |
| | | humidity | This increases moisture in the indoor air. |
| | | silent | This reduces noise during the operation. |
| | | sleep | This is a low power mode for the device to lower electrical consumption on standby. |
| Airer | oic.d.airer | airDry | This dries wet materials by using forced air (no heat). |
| | | dry | This dries wet materials by using hot air. |
| | | none | This is an undefined mode. |
| Dishwasher | oic.d.dishwasher | auto | This senses the soiled amount and soiled toughness and is optimized to achieve the best cleaning. |
| | | cleaning | This means cleaning the inside of the device when there are no dishes. |
| | | delicate | This is to clean delicate items (e.g., fine china, small plates, long cutlery, cups, glasses, and so on). |
| | | energySaving | This saves energy by reducing the wash and rinsing temperature. |
| | | express | This cleans lightly soiled dishes faster than "quick" mode. |
| | | fast | This focuses on cleaning soiled dishes quickly. |
| | | heavy | This cleans heavily soiled dishes with the strongest spray intensity. |

| Device Name (informative) | Device Type (rt) (Normative) | Supported enumeration value | Description |
|------------------------------|---------------------------------|-----------------------------------|--|
| | | normal | This cleans soiled dishes for everyday use based on basic setting from manufacturers. |
| | | quick | This quickly cleans the lightly soiled dishes used that were used recently. |
| | | refresh | This is to freshen up and warm dishes that have been unused for a long time. |
| | | rinse | This rinses dishes with water. |
| | | spray | This provides selectable options for spray intensity. (For example, the options could be soft, medium, and strong) |
| | | steam | This adds steam at the beginning of the cycle to improve the wash performance. |
| | | turbo | This cleans heavily soiled dishes by using slightly more energy and water. |
| | | update | This downloads a dedicated cycle via Wi-Fi, NFC, and so on. |
| Oven | oic.d.oven | baking | This cooks by dry heat in an oven |
| | | convBake | This is a baking mode of a convection oven |
| | | convRoast | This is a roasting mode of a convection oven |
| Robot Cleaner | oic.d.robotcleaner | edge | This is cleaning the outside perimeter of the area. |
| | | macro | This is cleaning specific areas manually selected by a client. |
| | | sectored | This is cleaning complex areas by dividing the cleaning area into sections. |
| | | select | This is cleaning areas selected by a client among divided sections of the indoor. |
| | | spot | This is cleaning a small area within the radius of the manufacturer's default set. |
| | | zigzag | This is cleaning each spot of indoor by moving zigzag. |
| Security Panel | oic.d.securityPanel | active | |
| | | armedAway | |
| | | armedInstant | |
| | | armedMaximum | |
| | | armedNightStay | |
| | | armedStay | |

The modes can be viewed upon as mode changes of the device. However, this document does not impose any relationship between the different modes of a Device. Hence all mode changes are expected to occur from a Client point of view.

Figure B.1 provides an illustrative example of a possible set of modes and the transitions between them for a Dryer Device Type (oic.d.dryer).

An example mode transition diagram of a Dryer, not all mode transistions are listed.

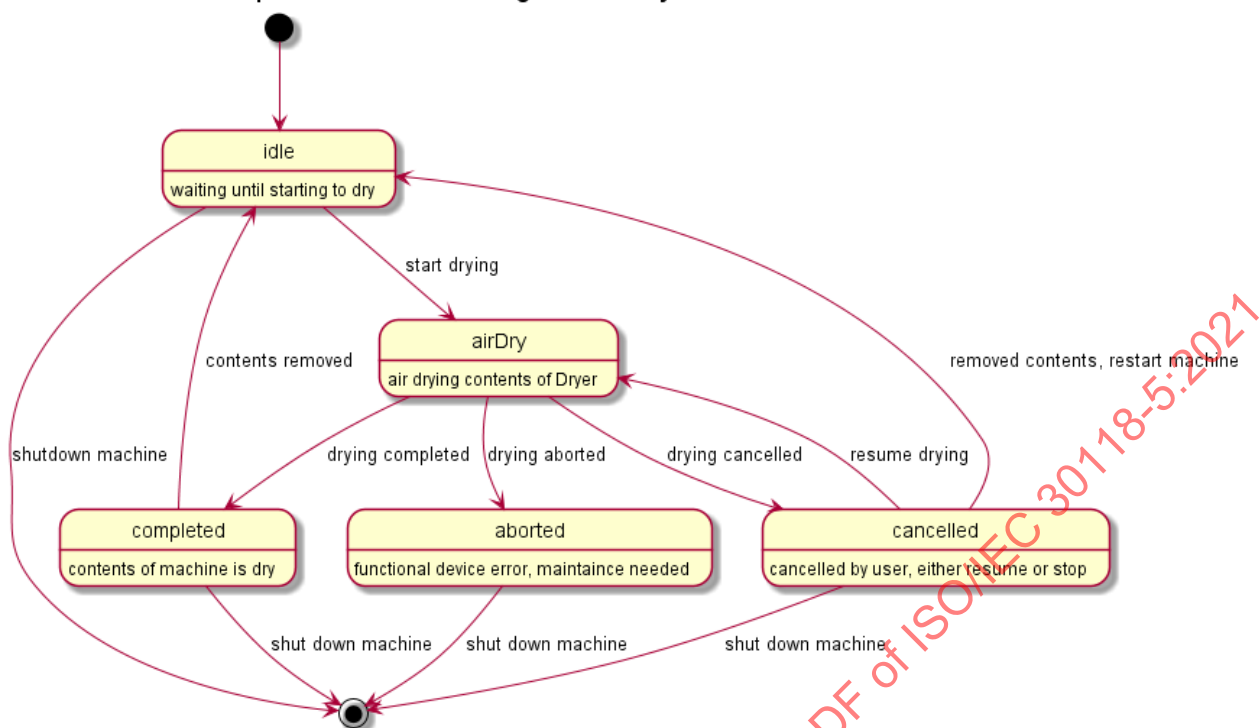


Figure B.1 – Example of mode transitions of a dryer

B.2.4 Standardized list of supported values for operational state Resource Type (oic.r.operational.state)

Table B.4 lists the supported enumeration values per Device Type for the Property “machineStates” of the operational state Resource Type.

Table B.4 – List of supported "oic.r.operational.state" values per Device Type ("rt")

| Device Name (informative) | Device Type (rt) (Normative) | Supported enumeration value machineStates |
|------------------------------|---------------------------------|--|
| Dishwasher | oic.d.dishwasher | start |
| | | stop |
| Dryer | oic.d.dryer | start |
| | | stop |
| Oven | oic.d.oven | completed |
| | | preHeat |
| | | start |
| Printer | oic.d.printer | idle |
| | | processing |
| | | stopped |
| Printer Multi-Function | oic.d.multifunctionPrinter | See Printer |
| | | See Scanner |

| Device Name (informative) | Device Type (rt) (Normative) | Supported enumeration value machineStates |
|------------------------------|---------------------------------|--|
| Robot Cleaner | oic.d.robotcleaner | homing |
| | | pause |
| | | restart |
| | | start |
| | | wakeUp |
| Scanner | oic.d.scanner | down |
| | | idle |
| | | processing |
| | | stopped |
| | | testing |
| Steam Closet | oic.d.steamcloset | start |
| | | stop |
| | | wakeUp |
| Washer | oic.d.washer | start |
| | | stop |
| | | wakeUp |

Table B.5 lists the supported enumeration values per Device Type for the Property “jobStates” of the operational state Resource Type.

Table B.5 – List of supported values per Device Type (“rt”) for jobStates of operational state Resource Type

| Device Name (informative) | Device Type (rt) (Normative) | Supported enumeration value jobStates | Description |
|------------------------------|---------------------------------|--|---|
| Dishwasher | oic.d.dishwasher | aborted | This is an internal device, communication, or security error. (e.g. power_fail) |
| | | airDry | This dries wet materials by using forced air (no heat). |
| | | cancelled | This state is cancelled by (remote) user. |
| | | completed | This state is a job completed without any error. |
| | | down | This state is unavailable to operate a job due to some issues. (e.g. power_off) |
| | | nightDry | This runs the ventilation fan periodically to vent the steam from the tub. Because the dishes are often left in the dishwasher overnight after the cycle ends, this can result in the steam inside the tub condensing on the dishes, leaving them wet. To prevent the above state, the device can provide this state. |
| | | pause | This state is paused by user. |
| | | pending | This state is waiting that the device prepares to initiate a job. |
| | | reserve | This state means that a client has finished setting the system for future use. |
| | | rinse | This is to rinse the dishes with water |
| | | wash | This is to clean the soiled dishes |

| Device Name (informative) | Device Type (rt) (Normative) | Supported enumeration value jobStates | Description |
|------------------------------|---------------------------------|---|---|
| Dryer | oic.d.dryer | aborted | This is an internal device, communication, or security error. |
| | | airDry | This dries the materials by using forced air (no heat). |
| | | completed | This state is a job completed without any error. |
| | | coolDown | This state is for the temperature cool down to reduce clothes temperature' by spinning the interior drum without heat. |
| | | diagnosis | When an error occurs, the device enters this state to identify causes and find solutions. |
| | | down | This state is device unavailable to operate a job due issues. (e.g. power_off) |
| | | pause | This state is paused by user. |
| | | pending | This state is waiting that the device prepares to initiate a job. |
| | | processing | This is working on a job executed by a client. |
| | | reserve | This state means that a client has finished setting the system for future use. |
| | | wrinklePrevent | This state runs the dryer periodically to help prevent wrinkles from forming. |
| Oven | oic.d.oven | cleaning | This is cleaning to remove the soiled inside and outside of the device. |
| | | completed | This state is job completed without any error. |
| | | cool | This is cooling the temperature inside and outside of the device after finishing cooking. |
| | | down | This state is unavailable to operate a job due to issues. (e.g. power_off) |
| | | idle | This means that new jobs can start processing without waiting. (e.g., preheating is done) |
| | | pause | This state is paused by user. |
| | | pending | This state is waiting that the engine prepares to initiate a job. |
| | | preHeat | This is pre-heating the inside of the device prior to cooking. |
| | | processing | This is working on a job executed by a user. |
| | | setOption | This is in status while being set for the device's options. |
| | | | |
| Printer | oic.d.printer | aborted | This is in internal device, communication, or security error. |
| | | cancelled | This state is cancelled by (remote) user. |
| | | completed | This state is job completed without any error. |
| | | pending | This state is waiting that the device prepares to initiate a job. |
| | | pendingHeld | This state halts pending from processing for any number of reasons. This will return to pending state if the issues are resolved. |
| | | processing | This is working on a job executed by a client. |

| Device Name (informative) | Device Type (rt) (Normative) | Supported enumeration value jobStates | Description |
|------------------------------|---------------------------------|---|--|
| Printer Multi-Function | oic.d.multifunction Printer | See printer | Refer to the supported enumeration values of a Printer (oic.d.printer). |
| | | See scanner | Refer to the supported enumeration values of a Scanner (oic.d.scanner). |
| Robot Cleaner | oic.d.robotcleaner | charging | This means that the device is charging. In the case of robot cleaner, it can be charged by connecting with its home station. |
| | | cleaning | This is cleaning indoor floor with selected mode by a client. |
| | | diagnosis | When an error occurs, a device enters this state to identify causes and find solutions. |
| | | homing | This state means that the device is moving to its home station after finishing work or to charging its battery. |
| | | idle | This means that new jobs can start processing without waiting. |
| | | initializing | This is resetting device to initial values set by manufacturer. |
| | | macro | This is controlled and cleaned by the client based on a remote controller. |
| | | mapping | At first use of the device, it scans the indoor area by moving to make a map. |
| | | monitoring | This is a security functions detecting strange movements in an empty place by using mounted cameras. |
| | | monitoringInitializing | This is resetting device to initial values set by the manufacturer. |
| | | monitoringMoving | This is moving to follow a specific target that a user selects while the device is in monitoring mode. |
| | | monitoringPreparation | This is in a state where a device is getting ready for its monitoring operation. |
| | | moving | This is moving to go to a different place. |
| | | pause | This state is paused by user. |
| | | preparation | This means that the device is getting ready for its operation. |
| | | reserving | This state means that a client is setting systems for future use. |
| | | setOption | This is the status while being set for the device's options. |
| Scanner | oic.d.scanner | aborted | This is in internal device, communication, or security error. |
| | | cancelled | This state is cancelled by (remote) user. |
| | | completed | This state is completely finished the job without any error. |
| | | pending | This state is waiting that the device prepares to initiate a job. |
| | | processing | This is working on a job executed by a client. |
| Steam Closet | oic.d.steamcloset | aborted | This is an internal device, communication, or security error. |
| | | airDry | This is in drying the materials by using wind. |
| | | completed | This state is job completed without any error. |

| Device Name (informative) | Device Type (rt) (Normative) | Supported enumeration value jobStates | Description |
|------------------------------|---------------------------------|---|--|
| | | diagnosis | When an error occurs, a device enters this state to identify causes and find solutions. |
| | | down | This state is unavailable to operate a job due to issues (e.g. power_off) |
| | | idle | This means that new jobs can start processing without waiting (e.g. washing is done). |
| | | initializing | This is resetting device to initial values set by manufacturer. |
| | | nightDry | This is a special sanitary care during the night, which runs heavy sanitary care and then dries periodically every hour for an additional eight hours. |
| | | pause | This state is paused by user. |
| | | pending | This state is waiting that the device prepares to initiate a job. |
| | | preHeat | This is preheating the inside of the device. |
| | | preSteam | This is steaming the inside of the device to remove residual material at the beginning of the cleaning sequence. |
| | | processing | This is working on a job executed by a client. |
| | | reserve | This state means that a client has finished setting the system for future use. |
| | | shake | This is to quickly shake the hanger inside of the device to remove drops of water on clothes after a steam cycle. |
| | | sleep | This is in low power state for the device to lower electrical consumption on standby. |
| | | steam | This sprays steam on the washable items to remove odors and wrinkles after preheat the inside of the device. |
| | | sterilize | This removes germs on items through high temperature and steam. |
| | | update | This downloads a dedicated cycle via Wi-Fi, NFC, and so on. |
| Washer | oic.d.washer | aborted | This is an internal device, communication, or security error. |
| | | changeCondition | After the washer checked the turbidity, the device could change condition progressing state. For example, the washer can rinse the clothes one more time or finish washing it. |
| | | checkingTurbidity | The device automatically checks turbidity during rinsing the clothes to check if the detergent remains. |
| | | completed | This state is completely finished the job without any error. |
| | | coolDown | This state is temperature cool down to reduce clothes temperature' by spinning the interior drum without heat only in case the washer supports a dry function. |
| | | diagnosis | When an error occurs, a device enters this state to identify causes and find solutions. |
| | | down | This state is unavailable to operate a job due to issues. (e.g. power_off) |
| | | dry | This is to dry the washed clothes with heat. |

| Device Name (informative) | Device Type (rt) (Normative) | Supported enumeration value jobStates | Description |
|------------------------------|---------------------------------|---|---|
| | | freezePrevent | To prevent developing ice inside of the device and pipe, the device takes special care of the device condition in the winter. |
| | | freezePreventPause | This is paused state in freeze prevent mode. |
| | | freezePreventPending | This is pending state in freeze prevent mode. |
| | | grinding | This is to grind debris to prevent drain pipes being clogged. |
| | | idle | This means that new jobs can start processing without waiting. (e.g. rinsing clothes is done) |
| | | pause | This state is paused by user. |
| | | pending | This state is waiting that the device prepares to initiate a job. |
| | | preparation | This means that the device is getting ready for its operation. This state includes checking the amount of detergent, softener, water and so on. |
| | | preWash | This is to wash heavily soiled clothes in advance before starting the washing process. |
| | | processing | This is working on a job executed by a client. |
| | | refresh | This removes wrinkles from slightly wrinkled clothes by using steam for if the washer supports steam function |
| | | reserve | This state means that a client has finished setting the system for future use. |
| | | rinse | This is to rinse the dishes with water. |
| | | shoesDry | This is a special cycle for drying shoes. |
| | | sleep | This is in low power state for the device to lower electrical consumption on standby. |
| | | soaking | This makes clothes thoroughly wet by immersing them in liquid so dust and stains can easily be removed. |
| | | spin | This is spinning fast to remove the water after completely rinsing the clothes. |
| | | steam | This sprays steam on clothes to remove odors and wrinkles. |
| | | steamSoftening | This softens the fabric using 100% pure water and no chemicals with steam instead of chemical fabric softeners. |
| | | testing | This checks the amount of clothes inside the washer and displays the results. |
| | | update | This downloads a dedicated cycle via Wi-Fi, NFC, and so on. |
| | | wash | This is washing the clothes with selected cycle set by a client |
| | | waterproofing | This washes (sports) clothes with a dedicated liquid for waterproofing. |
| | | wrinklePrevent | This state can help prevent wrinkles from forming. |

The operational state can be viewed as state changes of the device that includes separate handling of jobs within the overall machine state. However, this document does not impose any relationship between the different machine or job states of a device. Hence all "machinestate" and or "jobStates" changes are expected to occur from a Client point of view.

Figure B.2 provides an illustrative example of a possible set of job states and the transitions between them for a Printer Device Type ("oic.d.printer").

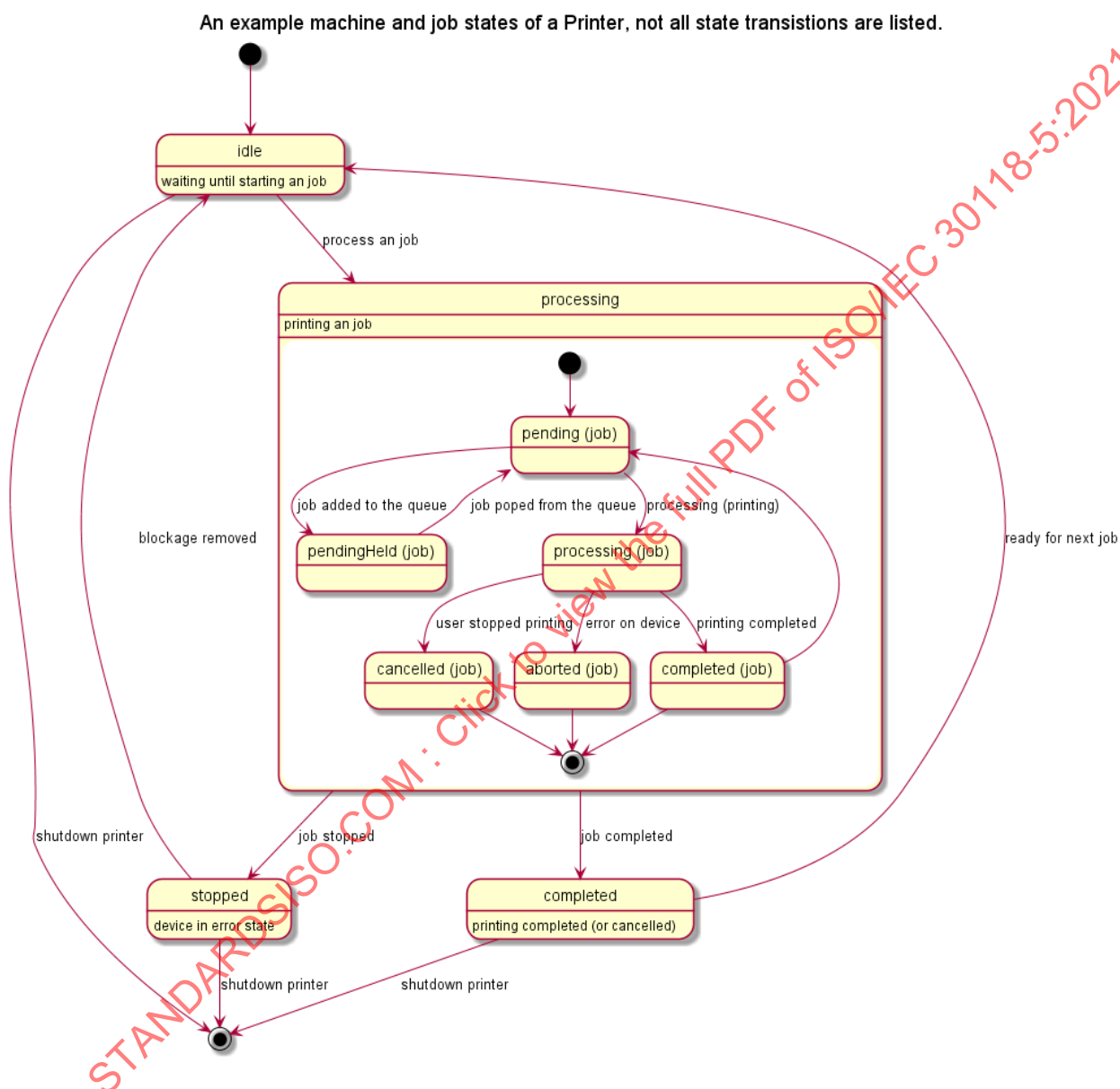


Figure B.2 – Example of job state transitions of a printer

B.2.5 Standardized list of supported values for consumable and consumable collection Resource Types (oic.r.consumable, oic.r.consumablecollection)

Table B.6 lists the enumeration values that may be populated in both the supportedconsumables (in oic.r.consumablecollection) and typeofconsumable (in oic.r.consumable) Properties within the Consumable and Consumable Collection Resource Types. The typeofconsumable Property shall only be populated with a value exposed within the supportedconsumables Property in a specific instance of the Consumable Collection Resource Type.

This constitutes the known set of possible values for these Properties in the Consumable and Consumable Collection Resources. A vendor may extend this set by providing vendor defined enumerations following the convention defined in ISO/IEC 30118-4.

Table B.6 – List of defined enumeration values for oic.r.consumable, oic.r.consumablecollection

| Friendly Name (informative) | Enumeration Value (Normative) | Description (Informative) |
|--------------------------------|----------------------------------|--|
| Toner Cartridge | toner | Generic toner cartridge. |
| Black Toner Cartridge | tonerBlack | Black toner cartridge |
| Cyan Toner Cartridge | tonerCyan | Cyan toner cartridge |
| Magenta Toner Cartridge | tonerMagenta | Magenta toner cartridge |
| Yellow Toner Cartridge | tonerYellow | Yellow toner cartridge |
| Filter Material | filterMaterial | Any replaceable or reusable filter material, such as water filters, air filters, dust filters etc. |
| Ink Cartridge | ink | Generic ink cartridge |
| Black Ink Cartridge | inkBlack | Black ink cartridge |
| Cyan Ink Cartridge | inkCyan | Cyan ink cartridge |
| Magenta Ink Cartridge | inkMagenta | Magenta ink cartridge |
| Yellow Ink Cartridge | inkYellow | Yellow ink cartridge |
| Tricolour Ink Cartridge | inkTricolour | Tri-colour ink cartridge; typically Cyan plus Magenta plus Yellow. |

B.3 Camera media format (oic.r.media)

The supported camera media formats can be discovered by looking at the SDP (see IETF RFC 4566) list of the media Resource Type. The recommended list of supported media formats are listed in Table B.7.

Table B.7 – Recommended media profiles

| Mediatype | codec | Content container format | transport | Additional information |
|-------------|-----------|--------------------------|-----------|--|
| Audio | AAC | | RTP | |
| Video | H.264 | | RTP | Recommended minimal resolution 1920x1080 (width, height) |
| Video | H.264/AAC | MPEG-2 TS | RTP | Recommended minimal resolution 1920x1080 (width, height) |
| Still image | JPEG | JPEG | RTP | Recommended minimal resolution 1920x1080 (width, height) |

B.4 Additional requirements per Device Type

B.4.1 Additional requirements for Television Devices ("oic.d.tv")

A set of Resource Types have been defined that are applicable should a Device of type "oic.d.tv" need to expose behaviours typically found in "settings" menus or functions. A Device should expose one or more of these Resource Types:

- accessibility settings ("oic.r.settings.accessibility")
- broadcast settings ("oic.r.settings.broadcast")
- picture settings ("oic.r.settings.picture")
- sound settings ("oic.r.settings.sound")
- support settings ("oic.r.settings.support")
- general system settings ("oic.r.settings.system")
- ecomode ("oic.r.ecomode")

A Device may additionally expose the following Resource Types:

- software update ("oic.r.softwareupdate")
- Wi-Fi configuration ("oic.r.wificonf")

Thus enabling a complete set of Client accessible information typically found within a television system settings user interface.

Annex C (normative)

Healthcare Device Types

C.1 Scope

This Annex defines Device Types for use in the healthcare and fitness vertical, and describes general use cases to which OCF Healthcare Devices apply, along with common functional requirements.

Although some common requirements are defined in this document, implementation is responsible for checking appropriate security, safety, environmental, and health practices, and applicable regulatory requirements from national health authorities.

C.2 Introduction to OCF healthcare Devices

This Annex references and inherits data models defined in the ISO/IEC 30118-4, to define OCF Healthcare Device Types in clause C.4.

C.3 Operational scenarios

Personal fitness and/or medical data are read by a monitoring Device (OCF Client role) from Healthcare Devices (OCF Server role), and the monitoring Device triggers appropriate actions based on the data collected. Many of the target usages are for personal health or fitness, although clinical use cases can be realized with similar modelling.

As shown in Figure C.1, data from various fitness and healthcare devices can be gathered on a smart phone for monitoring and can be transmitted to the healthcare services through a gateway or through the smartphone. The protocol to be used for transmission is defined in ISO/IEC 30118-1. Collected personal fitness and/or medical data are used for condition monitoring or medical research, receiving advice from a trainer/doctor, or triggering an emergency notification.

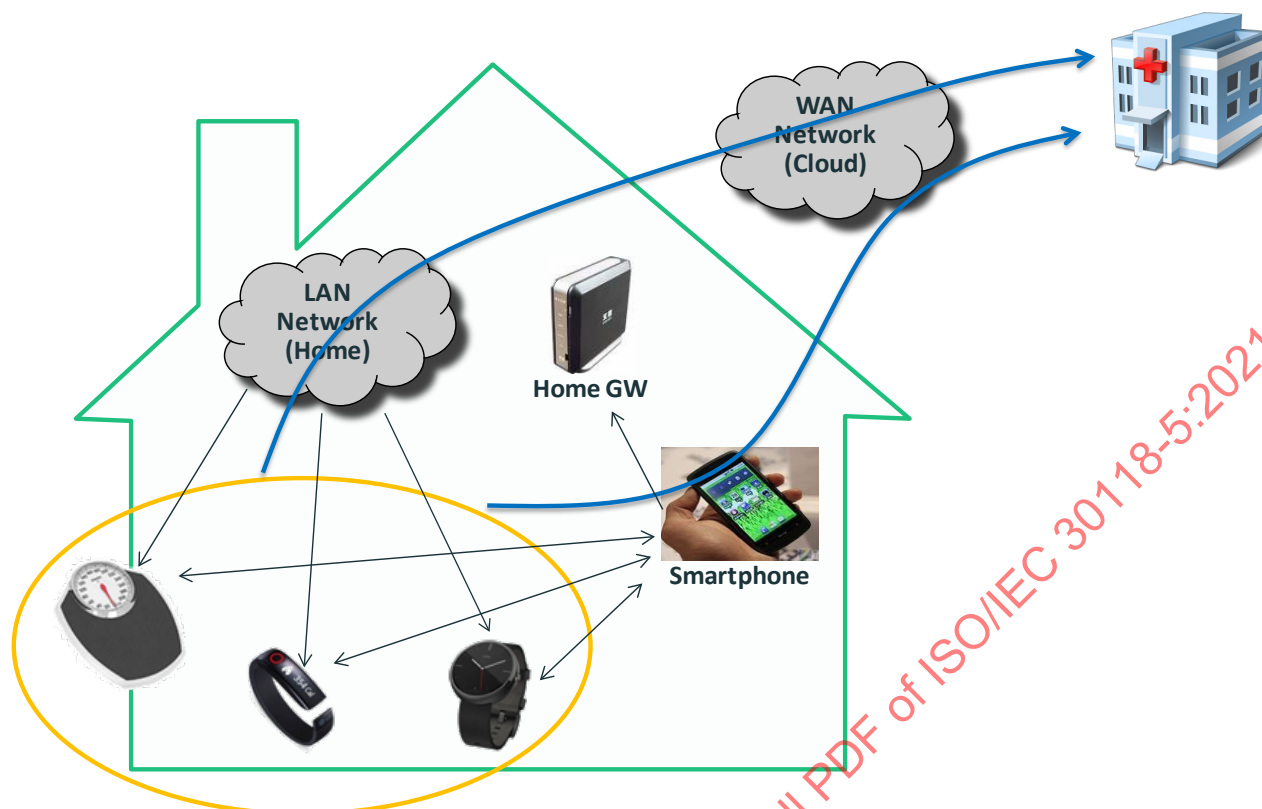


Figure C.1 – Schematic diagram of healthcare usages

C.4 Standardized Device Types

C.4.1 Introduction

OCF Healthcare Device Types specify Devices in the healthcare and fitness domains of the OCF ecosystem. The Device Type exposed by the "rt" value of /oic/d of all Healthcare Devices shall have a Resource Type value ("rt") prefixed with "oic.d." The Healthcare Device Types are listed in Table C.1.

Table C.1 – Alphabetical list of healthcare Device Types

| Clause | Device Name | Device Type ("rt") |
|--------|---------------------------------|-------------------------------|
| C.4.9 | Activity Tracker | oic.d.activitytracker |
| C.4.2 | Blood Pressure Monitor | oic.d.bloodpressuremonitor |
| C.4.15 | Body Composition Analyser | oic.d.bodycompositionanalyser |
| C.4.4 | Body Scale | oic.d.bodyscale |
| C.4.5 | Body Thermometer | oic.d.bodythermometer |
| C.4.10 | CGM(Continuous Glucose Monitor) | oic.d.cgm |
| C.4.11 | Cycling Power Meter | oic.d.cyclingpowermeter |
| C.4.12 | Cycling Speed Sensor | oic.d.cyclingspeedsensor |
| C.4.13 | Cycling Cadence Sensor | oic.d.cyclingcadencesensor |

| Clause | Device Name | Device Type ("rt") |
|--------|-----------------------|---------------------------|
| C.4.3 | Glucose Meter | oic.d.glucosemeter |
| C.4.6 | Heart Rate Monitor | oic.d.heartratemonitor |
| C.4.14 | Muscle Oxygen Monitor | oic.d.muscleoxygenmonitor |
| C.4.7 | Pulse Oximeter | oic.d.pulseoximeter |
| C.4.8 | Sleep Monitor | oic.d.sleepmonitor |

The remainder of this Annex defines Resource Types for each Device Type, but for full definitions of Resource Types, see ISO/IEC 30118-4.

Each Device Type defines a minimal set of Resource Types that are implemented by that Device Type as required Resource Types. A Healthcare Device may expose additional OCF-defined optional Resource Types. It should be noted that all Resource Types are commonly available for all Device Types, but if a Device Type aims to implement optional Resource Types related to healthcare, it shall expose such Resource Types using the definitions provided in this annex.

When a Resource Type is listed as Mandatory (M) in this Annex, the Device shall:

- expose that Atomic Measurement Resource Type in /oic/res
- expose that Resource Type as a Link in the Atomic Measurement

The mandatory Resource Types for an Atomic Measurement shall be listed in the "rts-m" Property Value.

When a Resource Type is listed as Optional (O) in this Annex, a Device may expose that Resource Type as a Link in the Atomic Measurement, or may also expose that Resource Type as a discretely discoverable Resource outside of the Atomic Measurement. For example, if a blood pressure monitor (i.e. "oic.d.bloodpressuremonitor") measures pulse rate and chooses to expose that feature over OCF, it exposes the "oic.r.pulserate" Resource Type as a Link in the blood pressure monitor Atomic Measurement ("oic.r.bloodpressuremonitor-am"). The allowed Resource Types for an instance of an Atomic Measurement (which includes both the M and O Resource Types that are implemented) shall be listed in the "rts" Property Value.

Some Resource Types are commonly used for all Healthcare Device Types; these are provided in Table C.2. Users may want to associate timestamps to the measurements when they access their healthcare information (in RFC3339 date and time format, oic.r.time.stamp). A Healthcare Device may be used by different users, so identifying a specific user with an ID may be appropriate ("oic.r.userid"). These Resource Types are exposed as Conditionally Required Resource Types of an Atomic Measurement (as defined per clause 7.8.4 of ISO/IEC 30118-1) of a specific Healthcare Device. The "rt" value of Resource Types that use Atomic Measurements are suffixed by -am (Atomic Measurements). When present in an Atomic Measurement, "oic.r.time.stamp" and "oic.r.userid" indicate the time when a sample of data is measured by a certain user.

Table C.2 – Commonly used Resource Types of healthcare Device Types

| Resource Type Name | Resource Type Value | Requirement (M, S, O, CA, CR) |
|--------------------|---------------------|----------------------------------|
| Observed Time | oic.r.time.stamp | O |
| User ID | oic.r.userid | O |

It should also be noted that Resource-level and Property-level requirements can be different. All OCF Resource Types are specified using OpenAPI 2.0 and the Properties which are defined in a specific schema can either be mandatory or optional. In other words, even if a Resource Type is mandatory for a Device Type, some of its Properties may not be mandatory.

C.4.2 Blood pressure monitor

C.4.2.1 Introduction

A blood pressure monitor measures blood pressure [i.e., systolic, diastolic, and mean arterial pressure (MAP)]. Blood pressure is most frequently measured using the units of millimetres of mercury (mmHg). Blood pressure is often denoted as 120/80 mmHg, which means systolic blood pressure of 120 and diastolic blood pressure of 80.

Table C.3 describes the Device Type for a blood pressure monitor. Table C.4 describes the Atomic Measurement that is present in all instances of a blood pressure monitor.

Table C.3 – Healthcare Device Type of blood pressure monitor

| Device Type (rt) | Resource Type Name | Resource Type Value | Requirement level |
|----------------------------|---|-------------------------------|-------------------|
| oic.d.bloodpressuremonitor | Blood pressure monitor Atomic Measurement | oic.r.bloodpressuremonitor-am | M |

Table C.4 – Atomic measurement of blood pressure monitor

| Atomic Measurement Resource Type Value | Resource Type Name | Resource Type Value | Requirement level |
|--|--------------------|----------------------|-------------------|
| oic.r.bloodpressuremonitor-am | Blood pressure | oic.r.blood.pressure | M |
| | Pulse rate | oic.r.pulserate | O |

C.4.2.2 Required Resource Types

A blood pressure monitor shall expose "oic.r.blood.pressure" to report the blood pressure (systolic and diastolic) and optionally MAP.

C.4.2.3 OCF-defined optional Resource Types

A blood pressure monitor measures pulse rate using the "oic.r.pulserate" Resource Type.

See Table C.2 for additional commonly used Resource Types that could be used here.

C.4.3 Glucose meter

C.4.3.1 Introduction

A glucose meter measures the concentration of glucose in the blood. Glucose, or blood sugar, is the human body's primary source of energy. The blood glucose level is a key parameter that diabetics measure multiple times per day.

Table C.5 describes the Device Type for a glucose meter. Table C.6 describes the Atomic Measurement that is present in all instances of a glucose meter.

Table C.5 – Healthcare Device Type of glucose meter

| Device Type (rt) | Resource Type Name | Resource Type Value | Requirement level |
|--------------------|----------------------------------|-----------------------|-------------------|
| oic.d.glucosemeter | Glucose meter Atomic Measurement | oic.r.glucosemeter-am | M |

Table C.6 – Atomic measurement of glucose meter

| Atomic Measurement Resource Type Value | Resource Type Name | Resource Type Value | Requirement level |
|--|--|------------------------------|-------------------|
| oic.r.glucosemeter-am | Glucose | oic.r.glucose | M |
| | Context Carbohydrates | oic.r.glucose.carb | O |
| | Context Exercise | oic.r.glucose.exercise | O |
| | Hemoglobin Bound to Glucose A1c Form (HbA1c) | oic.r.glucose.hba1c | O |
| | Context Health | oic.r.glucose.health | O |
| | Context Meal | oic.r.glucose.meal | O |
| | Context Medication | oic.r.glucose.medication | O |
| | Context Sample Location | oic.r.glucose.samplelocation | O |
| | Context Tester | oic.r.glucose.testers | O |

C.4.3.2 Required Resource Types

A glucose meter shall expose "oic.r.glucose" to report the blood glucose level in mg/dL or mmol/L.

C.4.3.3 OCF-defined optional Resource Types

A glucose meter measures context carbohydrates, then it shall expose the context carbohydrates using "oic.r.glucose.carb" Resource Type.

A glucose meter measures context exercise using the "oic.r.glucose.exercise" Resource Type.

A glucose meter measures Hemoglobin Bound to Glucose A1c Form (HbA1c) using the "oic.r.glucose.hba1c" Resource Type.

A glucose meter measures context health using the "oic.r.glucose.health" Resource Type.

A glucose meter measures context meal using the "oic.r.glucose.meal" Resource Type.

A glucose meter measures context medication using the "oic.r.glucose.medication" Resource Type.

A glucose meter measures context sample location using the "oic.r.glucose.samplelocation" Resource Type.

A glucose meter measures context tester using the "oic.r.glucose.testers" Resource Type.

See Table C.2 for additional commonly used Resource Types that could be used here.

C.4.4 Body scale**C.4.4.1 Introduction**

A body scale measures the weight. The weight is most frequently measured using the units of kilograms (kg) or pounds (lb).

Table C.7 describes the Device Type for a body scale. Table C.8 describes the Atomic Measurement that is present in all instances of a body scale.

Table C.7 – Healthcare Device Type of body scale

| Device Type (rt) | Resource Type Name | Resource Type Value | Requirement level |
|------------------|-------------------------------|---------------------|-------------------|
| oic.d.bodyscale | Body scale Atomic Measurement | oic.r.bodyscale-am | M |

Table C.8 – Atomic measurement type of body scale

| Atomic Measurement Resource Type Value | Resource Type Name | Resource Type Value | Requirement level |
|--|-----------------------|---------------------|-------------------|
| oic.r.bodyscale-am | Weight | oic.r.weight | M |
| | Body Mass Index (BMI) | oic.r.bmi | O |
| | Height | oic.r.height | O |
| | Body Fat | oic.r.body.fat | O |
| | Body Water | oic.r.body.water | O |
| | Body Soft Lean Mass | oic.r.body.slm | O |
| | Body Fat Free Mass | oic.r.body.ffmpeg | O |

C.4.4.2 Required Resource Types

A body scale shall expose "oic.r.weight" to report the body weight of a person.

C.4.4.3 OCF-defined optional Resource Types

A body scale measures height using the "oic.r.height" Resource Type. Especially, a body scale measures the height if BMI is also reported because the height is used when a body scale measures BMI.

A body scale measures Body Mass Index (BMI) using the "oic.r.bmi" Resource Type.

A body scale measures body fat using the "oic.r.body.fat" Resource Type.

A body scale measures body water using the "oic.r.body.water" Resource Type.

A body scale measures body soft lean mass using the "oic.r.body.slm" Resource Type.

A body scale measures body fat free mass using the "oic.r.body.ffmpeg" Resource Type.

See Table C.2 for additional commonly used Resource Types that could be used here.

C.4.5 Body thermometer**C.4.5.1 Introduction**

A body thermometer measures the temperature at some point. In general, the body thermometer is placed at the measurement site for sufficient time for the measuring probe to reach the same temperature as the body site, and when stable, a direct digital reading of the probe temperature is taken.

Table C.9 describes the Device Type for a body thermometer. Table C.10 describes the Atomic Measurement that is present in all instances of a body thermometer.

Table C.9 – Healthcare Device Type of body thermometer

| Device Type (rt) | Resource Type Name | Resource Type Value | Requirement level |
|-----------------------|-------------------------------------|--------------------------|-------------------|
| oic.d.bodythermometer | Body thermometer Atomic Measurement | oic.r.bodythermometer-am | M |

Table C.10 – Atomic measurement type of body thermometer

| Atomic Measurement Resource Type Value | Resource Type Name | Resource Type Value | Requirement level |
|--|-------------------------------|---------------------------------|-------------------|
| oic.r.bodythermometer-am | Temperature | oic.r.temperature | M |
| | Body Location for temperature | oic.r.body.location.temperature | O |

C.4.5.2 Required Resource Types

A body thermometer shall expose "oic.r.body.temperature" to report the temperature level and the unit of a measured temperature is reported either in C, F or K.

C.4.5.3 OCF-defined optional Resource Types

A body thermometer measures temperature site using the "oic.r.body.location.temperature" Resource Type.

See Table C.2 for additional commonly used Resource Types that could be used here.

C.4.6 Heart rate monitor**C.4.6.1 Introduction**

A heart rate monitor measures heart rate. Heart rate is most frequently measured using the units of beats per minute (bpm). While normal heart rate varies from person to person depending on the individual, age, body size, heart conditions, posture, medication use, etc., normal resting heart rate range for adults is from 60 to 100 according to the American Heart Association.

Table C.11 describes the Device Type for a heart rate monitor. Table C.12 describes the Atomic Measurement that is present in all instances of a heart rate monitor.

Table C.11 – Healthcare Device Type of heart rate monitor

| Device Type (rt) | Resource Type Name | Resource Type Value | Requirement level |
|-----------------------|---------------------------------------|---------------------------|-------------------|
| oic.d.heartatemonitor | Heart Rate Monitor Atomic Measurement | oic.r.heartatemonitor -am | M |

Table C.12 – Atomic measurement of heart rate monitor

| Atomic Measurement Resource Type Value | Resource Type Name | Resource Type Value | Requirement level |
|--|--------------------|---------------------|-------------------|
| oic.r.heartatemonitor -am | Heart Rate | oic.r.heartate | M |

C.4.6.2 Required Resource Types

A heart rate monitor shall expose "oic.r.heartrate" to report the heart rate of a person.

C.4.6.3 OCF-defined Optional Resource Types

See Table C.2 for additional commonly used Resource Types that could be used here.

C.4.7 Pulse oximeter

C.4.7.1 Introduction

A pulse oximeter measures peripheral capillary oxygen saturation (SpO₂), an estimate of the amount of oxygen in the blood. Oxygen saturation is most frequently measured using percentage (%). Normal oxygen saturation is 95% or above according to the World Health Organization (WHO).

Table C.13 describes the Device Type for a pulse oximeter. Table C.14 describes the Atomic Measurement that is present in all instances of a pulse oximeter.

Table C.13 – Healthcare Device Type of pulse oximeter

| Device Type (rt) | Resource Type Name | Resource Type Value | Requirement level |
|---------------------|-----------------------------------|------------------------|-------------------|
| oic.d.pulseoximeter | Pulse Oximeter Atomic Measurement | oic.r.pulseoximeter-am | M |

Table C.14 – Atomic measurement of pulse oximeter

| Atomic Measurement Resource Type Value | Resource Type Name | Resource Type Value | Requirement level |
|--|--------------------------|-------------------------------|-------------------|
| oic.r.pulseoximeter-am | SpO ₂ | oic.r.spo2 | M |
| | Pulse Rate | oic.r.pulserate | M |
| | Pulsatile Occurrence | oic.r.pulsatileoccurrence | O |
| | Pulsatile Characteristic | oic.r.pulsatilecharacteristic | O |

C.4.7.2 Required Resource Types

A pulse oximeter shall expose "oic.r.spo2" to report the oxygen saturation of a person.

A pulse oximeter shall expose "oic.r.pulserate" to report the pulse rate of a person.

C.4.7.3 OCF-defined Optional Resource Types

A pulse oximeter measures pulsatile occurrence using the "oic.r.pulsatileoccurrence" Resource Type.

A pulse oximeter measures pulsatile characteristic using the "oic.r.pulsatilecharacteristic" Resource Type.

See Table C.2 for additional commonly used Resource Types that could be used here.

C.4.8 Sleep monitor

C.4.8.1 Introduction

A sleep monitor measures the duration of each one of the sleep stages, and can also compute a "Sleep Score" from these data. The stages of sleep are: NREM stage 1 (Light Sleep stage 1), NREM stage 2 (Light Sleep stage 2), NREM stage 3 (Deep Sleep stage 1), NREM stage 4 (Deep Sleep stage 2), REM.

A night of sleep is composed of several sleep cycles, with each sleep cycle progressing from Light Sleep to Deep Sleep, before reversing back from Deep Sleep to Light Sleep, ending with REM. The first cycle takes about 90 minutes. After that, the cycles average between 100 minutes and 120 minutes. Typically, an individual will go through 4 to 5 sleep cycles per night. Dreams occur during REM stages.

NREM stage 4 is not recognized in every country: in 2007, the USA merged NREM stages 3 and 4 into only one stage, NREM stage 3, thus effectively removing NREM stage 4.

Light Sleep consists of NREM stages 1 and 2. Deep Sleep consists of NREM stages 3 and 4.

Table C.15 describes the Device Type for a sleep monitor. Table C.16 describes the Atomic Measurement that is present in all instances of a sleep monitor.

Table C.15 – Healthcare Device Type of sleep monitor

| Device Type (rt) | Resource Type Name | Resource Type Value | Requirement level |
|--------------------|----------------------------------|-----------------------|-------------------|
| oic.d.sleepmonitor | Sleep Monitor Atomic Measurement | oic.r.sleepmonitor-am | M |

Table C.16 – Atomic measurement of sleep monitor

| Atomic Measurement Resource Type Value | Resource Type Name | Resource Type Value | Requirement level |
|--|--------------------|---------------------|-------------------|
| oic.r.sleepmonitor-am | Sleep | oic.r.sleep | M |
| | Heart Rate | oic.r.heartrate | O |

C.4.8.2 Required Resource Types

A sleep monitor shall expose "oic.r.sleep" to report the time spent in the Awake, NREM1, NREM2, NREM3 and REM stages, and optionally the time spent in the NREM4, Light Sleep, Deep Sleep stages, and the sleep score.

C.4.8.3 OCF-defined Optional Resource Types

A sleep monitor measures the heartrate using the "oic.r.heartrate" Resource Type.

See Table C.2 for additional commonly used Resource Types that could be used here.

C.4.9 Activity tracker

C.4.9.1 Introduction

An Activity Tracker measures a user's activities. An Activity Tracker shows a user's current activity type, accumulated step counts per day since the beginning of the day (or last reset), consumed calories per day since the beginning of the day (or last reset), and alarm status.

Table C.17 describes the Device Type for an activity tracker. Table C.18 describes the Atomic Measurement that is present in all instances of an activity tracker.

Table C.17 – Healthcare Device Type of activity tracker

| Device Type (rt) | Resource Type Name | Resource Type Value | Requirement level |
|-----------------------|-------------------------------------|--------------------------|-------------------|
| oic.d.activitytracker | Activity Tracker Atomic Measurement | oic.r.activitytracker-am | M |
| | Clock | oic.r.clock | O |
| | Battery | oic.r.energy.battery | O |
| | Alarm | oic.r.alarm | O |

Table C.18 – Atomic measurement of activity tracker

| Atomic Measurement Resource Type Value | Resource Type Name | Resource Type Value | Requirement level |
|--|--------------------|---------------------|-------------------|
| oic.r.activitytracker-am | Activity | oic.r.activity | M |
| | Heartrate | oic.r.heartrate | O |

C.4.9.2 Required Resource Types

An activity tracker shall expose "oic.r.activity" to report the activity of a person, and optionally the number of steps per day or since last reset, plus the consumed calories per day or since last reset.

C.4.9.3 OCF-defined Optional Resource Types

An activity tracker manages the alarm status using the "oic.r.alarm" Resource Type.

An activity tracker measures heart rate using the "oic.r.heartrate" Resource Type.

An activity tracker measures time using the "oic.r.clock" Resource Type.

An activity tracker measures battery status using the "oic.r.energy.battery" Resource Type.

See Table C.2 for additional commonly used Resource Types that could be used here.

C.4.10 CGM (Continuous Glucose Meter)

C.4.10.1 Introduction

A CGM is a device that measures the concentration of glucose in the blood, typically measured from interstitial fluid (ISF). The glucose concentration is available on a continual basis at a periodic interval from a sensor. Glucose, or blood sugar, is the human body's primary source of energy. Frequent