

NFPA® 501A

Standard for Fire Safety Criteria for Manufactured Home Installations, Sites, and Communities

2009 Edition



NFPA, 1 Batterymarch Park, Quincy, MA 02169-7471
An International Codes and Standards Organization

IMPORTANT NOTICES AND DISCLAIMERS CONCERNING NFPA DOCUMENTS

NOTICE AND DISCLAIMER OF LIABILITY CONCERNING THE USE OF NFPA DOCUMENTS

NFPA codes, standards, recommended practices, and guides, of which the document contained herein is one, are developed through a consensus standards development process approved by the American National Standards Institute. This process brings together volunteers representing varied viewpoints and interests to achieve consensus on fire and other safety issues. While the NFPA administers the process and establishes rules to promote fairness in the development of consensus, it does not independently test, evaluate, or verify the accuracy of any information or the soundness of any judgments contained in its codes and standards.

The NFPA disclaims liability for any personal injury, property or other damages of any nature whatsoever, whether special, indirect, consequential or compensatory, directly or indirectly resulting from the publication, use of, or reliance on this document. The NFPA also makes no guaranty or warranty as to the accuracy or completeness of any information published herein.

In issuing and making this document available, the NFPA is not undertaking to render professional or other services for or on behalf of any person or entity. Nor is the NFPA undertaking to perform any duty owed by any person or entity to someone else. Anyone using this document should rely on his or her own independent judgment or, as appropriate, seek the advice of a competent professional in determining the exercise of reasonable care in any given circumstances.

The NFPA has no power, nor does it undertake, to police or enforce compliance with the contents of this document. Nor does the NFPA list, certify, test or inspect products, designs, or installations for compliance with this document. Any certification or other statement of compliance with the requirements of this document shall not be attributable to the NFPA and is solely the responsibility of the certifier or maker of the statement.

ADDITIONAL NOTICES AND DISCLAIMERS

Updating of NFPA Documents

Users of NFPA codes, standards, recommended practices, and guides should be aware that these documents may be superseded at any time by the issuance of new editions or may be amended from time to time through the issuance of Tentative Interim Amendments. An official NFPA document at any point in time consists of the current edition of the document together with any Tentative Interim Amendments and any Errata then in effect. In order to determine whether a given document is the current edition and whether it has been amended through the issuance of Tentative Interim Amendments or corrected through the issuance of Errata, consult appropriate NFPA publications such as the National Fire Codes® Subscription Service, visit the NFPA website at www.nfpa.org, or contact the NFPA at the address listed below.

Interpretations of NFPA Documents

A statement, written or oral, that is not processed in accordance with Section 6 of the Regulations Governing Committee Projects shall not be considered the official position of NFPA or any of its Committees and shall not be considered to be, nor be relied upon as, a Formal Interpretation.

Patents

The NFPA does not take any position with respect to the validity of any patent rights asserted in connection with any items which are mentioned in or are the subject of NFPA codes, standards, recommended practices, and guides, and the NFPA disclaims liability for the infringement of any patent resulting from the use of or reliance on these documents. Users of these documents are expressly advised that determination of the validity of any such patent rights, and the risk of infringement of such rights, is entirely their own responsibility.

NFPA adheres to applicable policies of the American National Standards Institute with respect to patents. For further information contact the NFPA at the address listed below.

Law and Regulations

Users of these documents should consult applicable federal, state, and local laws and regulations. NFPA does not, by the publication of its codes, standards, recommended practices, and guides, intend to urge action that is not in compliance with applicable laws, and these documents may not be construed as doing so.

Copyrights

This document is copyrighted by the NFPA. It is made available for a wide variety of both public and private uses. These include both use, by reference, in laws and regulations, and use in private self-regulation, standardization, and the promotion of safe practices and methods. By making this document available for use and adoption by public authorities and private users, the NFPA does not waive any rights in copyright to this document.

Use of NFPA documents for regulatory purposes should be accomplished through adoption by reference. The term “adoption by reference” means the citing of title, edition, and publishing information only. Any deletions, additions, and changes desired by the adopting authority should be noted separately in the adopting instrument. In order to assist NFPA in following the uses made of its documents, adopting authorities are requested to notify the NFPA (Attention: Secretary, Standards Council) in writing of such use. For technical assistance and questions concerning adoption of NFPA documents, contact NFPA at the address below.

For Further Information

All questions or other communications relating to NFPA codes, standards, recommended practices, and guides and all requests for information on NFPA procedures governing its codes and standards development process, including information on the procedures for requesting Formal Interpretations, for proposing Tentative Interim Amendments, and for proposing revisions to NFPA documents during regular revision cycles, should be sent to NFPA headquarters, addressed to the attention of the Secretary, Standards Council, NFPA, 1 Batterymarch Park, P.O. Box 9101, Quincy, MA 02269-9101.

For more information about NFPA, visit the NFPA website at www.nfpa.org.

Copyright © 2008 National Fire Protection Association®. All Rights Reserved.

NFPA® 501A

Standard for

Fire Safety Criteria for Manufactured Home Installations, Sites, and Communities

2009 Edition

This edition of NFPA 501A, *Standard for Fire Safety Criteria for Manufactured Home Installations, Sites, and Communities*, was prepared by the Technical Committee on Manufactured Housing. It was issued by the Standards Council on December 9, 2008, with an effective date of December 29, 2008, and supersedes all previous editions.

This edition of NFPA 501A was approved as an American National Standard on December 29, 2008.

Origin and Development of NFPA 501A

NFPA activity associated with manufactured homes began in 1937, when NFPA organized its first Committee on Trailers and Trailer Courts. The first NFPA standard covering trailer coach camps appeared in 1939, with revisions in 1940, 1952, 1960, and 1964. A completely new edition was adopted in 1971, and that text was revised in 1972, 1973, 1974, 1975, 1977, and 1982.

The American National Standards Institute (ANSI) approved the 1972 NFPA edition on May 8, 1973; the 1973 NFPA edition on December 28, 1973; the 1974 NFPA edition on January 30, 1975; the 1975 NFPA edition on February 27, 1976; and the 1977 NFPA edition on October 18, 1977.

The 1982 edition of *Standard for Firesafety Criteria for Mobile Home Installations, Sites, and Communities* superseded the 1977 edition and was adopted by NFPA at its Annual Meeting held in San Francisco in 1982. The 1982 edition was produced by the newly formed Committee for Firesafety for Mobile Homes (created June 1979), which was charged with the responsibility of developing documents for fire safety criteria for single-family mobile homes, including the installation, sites, and communities, and the maintenance of and improvements for existing mobile homes. Therefore, the 1982 edition excluded all sections of previous editions not considered within the committee scope. Notably excluded were stabilizing and anchoring systems, requirements for piers and footings, and plumbing, including sewage disposal systems. Requirements for park electrical systems were addressed by reference to NFPA 70, *National Electrical Code*. Modifications were also made in sections dealing with fuel supply, air conditioning, and life and fire safety.

Major revisions to the standard were made in the 1987 edition in an attempt to better coordinate the NFPA chapters in a joint publication with the National Conference of States on Building Codes and Standards (NCSBCS), ANSI A225.1/NFPA 501A. Major changes included substituting *manufactured home* for *mobile home* throughout; deleting Chapter 3, Air Conditioning; expanding Chapter 2, Fuel Supply; and combining three appendixes into two.

The standard was reconfirmed in 1992 with a plan to expand the scope of NFPA 501A to cover fire safety requirements for the design, construction, installation, alteration/rehabilitation, maintenance, use, and occupancy of manufactured homes, manufactured home sites, and manufactured home communities, including accessory buildings and structures. This was a major revision of the scope and the entire standard, and the committee targeted a complete revision of NFPA 501A for 1994.

The 1997 edition was a reconfirmation of the 1992 edition of NFPA 501A. The proposed expansion of the scope of the 1992 edition, as noted in the preceding paragraph, was discussed and acted on by the technical committee. The scope of NFPA 501A was not expanded; instead, a new document, NFPA 501, *Standard on Manufactured Housing*, was generated. NFPA 501 represented the reconstituted 1977 edition of NFPA 501B, *Standard for Mobile Homes*, which was the basis for the federal *Manufactured Home Construction and Safety Standards*.

The earlier editions of NFPA 501A were jointly developed and published by NFPA and NCSBCS as A225.1/NFPA 501A. The 1997 edition of NFPA 501A was published as a separate, stand-alone document in agreement with NCSBCS and contained only the fire safety requirements. The non-fire safety requirements were published by NCSBCS as A225.1 (1994 edition).

NFPA assumed responsibility for NCSBCS A225 standard in 2003, which was processed concurrently with the 2003 edition of NFPA 501A.

The 1999 edition was a reconfirmation of the 1997 edition. In June 1998, NFPA was selected by the U.S. Department of Housing and Urban Development to update the federal standards (24 CFR 3280) for manufactured homes. As a result of this selection by HUD, the original technical committee for manufactured homes was expanded into six technical committees and a technical correlating committee. This expansion occurred during the Report on Comments phase of the 1999 edition.

The 2000 edition had only a few minor revisions. One revision, in 4.3.5, pertained to updating the water supplies for fire department operations. The other revisions were editorial in nature.

The 2003 edition was reformatted to meet the editorial and format-related requirements of the *Manual of Style for NFPA Technical Committee Documents*. Several definitions were deleted during that revision cycle.

The 2005 edition incorporated new requirements for fire separation distances between manufactured homes.

This edition of NFPA 501A has been revised to include updates to extracted text where appropriate. In addition, revisions have been made that clarify requirements and add new ones for water supplies that serve the site, and newly revised criteria have been introduced for fire department access roads and paths.

Technical Committee on Manufactured Housing

John Lake, *Chair*
Marion County Fire Rescue, FL [E]

Denise Beach, National Propane Gas Association, DC [IM]

Fred Benn, Advanced Automatic Sprinkler, Inc., CA [IM]
Rep. National Fire Sprinkler Association

Christopher P. Bosch, City of Tracy Fire Department,
CA [E]

Rep. International Association of Fire Chiefs

Bill Broecker, Foremost Insurance Company, MI [I]

Robert E. Goodwin, Jr., Kentucky State Fire Marshal's
Office, KY [E]

Ralph C. Guinn, Canplas Industries Ltd., Canada [M]

Stanley C. Harbuck, School of Building Inspection, UT [C]
Rep. American Public Health Association

Thomas L. Harman, University of Houston-Clear Lake,
TX [SE]

Jordan Heiman, Jordan L. Heiman Inc., MO [SE]

Christopher P. Jones, Christopher P. Jones & Associates,
NC [E]

Rep. FEMA/Mitigation Division

John V. Loscheider, Loscheider Engineering Company,
WA [U]

Rep. Building Seismic Safety Council/Code Resource
Support Committee

Michael Lubliner, Washington State University Energy
Program, WA [U]

Rep. Northwest Energy Efficiency Alliance

Shawn E. Martin, Plumbing Manufacturers Institute, IL [M]

M. Larry Maruskin, U.S. Department of Homeland
Security, MD [C]

Robert A. McCullough, Ocean County Construction
Inspection Department, NJ [E]

Rep. International Association of Electrical Inspectors

Dennis L. Pitts, American Forest & Paper Association,
TX [M]

Michael J. Slifka, PFS Corporation, WI [M]

Larry J. Tanner, Texas Tech University, TX [RT]

Randy E. Vogt, Minnesota Department of Labor
& Industry, MN [E]

Alternates

David K. Low, D. K. Low & Associates, VA [E]

(Alt. to C. P. Jones)

Jake Pauls, Jake Pauls Consulting Services in Building
Use & Safety, MD [C]

(Alt. to S. C. Harbuck)

Jeffrey B. Stone, American Forest & Paper Association,
FL [M]

(Alt. to D. L. Pitts)

Bruce J. Swiecicki, National Propane Gas Association,
IL [IM]

(Alt. to D. Beach)

Nonvoting

Richard A. Mendlen, U.S. Department of Housing
& Urban Development, DC [E]

Hossein Davoodi, NFPA Staff Liaison

This list represents the membership at the time the Committee was balloted on the final text of this edition. Since that time, changes in the membership may have occurred. A key to classifications is found at the back of the document.

NOTE: Membership on a committee shall not in and of itself constitute an endorsement of the Association or any document developed by the committee on which the member serves.

Committee Scope: This Committee shall have primary responsibility for documents on manufactured homes including the installation, sites and communities, and the maintenance of and improvements for existing manufactured homes.

Contents

Chapter 1 Administration	501A- 5	4.6 Community Building Fuel Supply Systems in Manufactured Home Communities	501A-10
1.1 Scope	501A- 5	Chapter 5 Electrical System	501A-10
1.2 Purpose	501A- 5	5.1 Manufactured Home Site and Community Electrical Equipment and Installations	501A-10
1.3 Application	501A- 5	Chapter 6 Life Safety and Fire Safety	501A-10
1.4 Units and Formulas	501A- 5	6.1 General	501A-10
Chapter 2 Referenced Publications	501A- 5	6.2 Manufactured Home Site Fire Safety Requirements	501A-11
2.1 General	501A- 5	6.3 Manufactured Home Community Buildings	501A-11
2.2 NFPA Publications	501A- 5	6.4 Accessory Building or Structure Fire Safety Requirements	501A-12
2.3 Other Publications	501A- 5	6.5 Access, Ingress, Egress, and Evacuation ...	501A-12
2.4 References for Extracts in Mandatory Sections	501A- 6	Annex A Explanatory Material	501A-14
Chapter 3 Definitions	501A- 6	Annex B Manufactured Home Community Action for Fire Safety	501A-15
3.1 General	501A- 6	Annex C Responsibilities of the Manufactured Home Resident	501A-16
3.2 NFPA Official Definitions	501A- 6	Annex D Informational References	501A-16
3.3 General Definitions	501A- 6	Index	501A-18
Chapter 4 Fuel Supply	501A- 7		
4.1 Fuel Supply	501A- 7		
4.2 Single and Multiple Manufactured Home Site Fuel Supply Systems	501A- 7		
4.3 Multiple Manufactured Home Site Fuel Distribution and Supply Systems	501A- 8		
4.4 Fuel Supply Systems Installation	501A- 9		
4.5 Manufactured Home Accessory Building Fuel Supply Systems	501A-10		

NFPA 501A

Standard for

Fire Safety Criteria for Manufactured Home Installations, Sites, and Communities

2009 Edition

IMPORTANT NOTE: This NFPA document is made available for use subject to important notices and legal disclaimers. These notices and disclaimers appear in all publications containing this document and may be found under the heading “Important Notices and Disclaimers Concerning NFPA Documents.” They can also be obtained on request from NFPA or viewed at www.nfpa.org/disclaimers.

NOTICE: An asterisk (*) following the number or letter designating a paragraph indicates that explanatory material on the paragraph can be found in Annex A.

Changes other than editorial are indicated by a vertical rule beside the paragraph, table, or figure in which the change occurred. These rules are included as an aid to the user in identifying changes from the previous edition. Where one or more complete paragraphs have been deleted, the deletion is indicated by a bullet (•) between the paragraphs that remain.

A reference in brackets [] following a section or paragraph indicates material that has been extracted from another NFPA document. As an aid to the user, the complete title and edition of the source documents for extracts in mandatory sections of the document are given in Chapter 2 and those for extracts in informational sections are given in Annex D. Extracted text may be edited for consistency and style and may include the revision of internal paragraph references and other references as appropriate. Requests for interpretations or revisions of extracted text shall be sent to the technical committee responsible for the source document.

Information on referenced publications can be found in Chapter 2 and Annex D.

Chapter 1 Administration

1.1 Scope. This standard shall cover fire safety requirements for the installation of manufactured homes and manufactured home sites, including accessory buildings, structures, and communities.

1.2 Purpose. The purpose of this standard is to provide minimum requirements for the installation of manufactured homes and manufactured home sites, including accessory buildings, structures, and communities.

1.3 Application.

1.3.1 The standard shall apply to new installations and where it is deemed a requirement by the regulatory agencies for existing installations.

1.3.2 The provisions of this standard shall not apply to recreational vehicles as defined in NFPA 1192, *Standard on Recreational Vehicles*, or to park trailers as defined in RVIA/ANSI A119.5, *Standard for Park Trailers*.

1.4 Units and Formulas.

1.4.1 SI Units. Metric units of measurement in this document are in accordance with the modernized metric system known as the International System of Units (SI).

1.4.2 Primary Values. The SI value for a measurement and the inch-pound value given in parentheses shall be acceptable for use as primary units for satisfying the requirements of this document.

Chapter 2 Referenced Publications

2.1 General. The documents or portions thereof listed in this chapter are referenced within this standard and shall be considered part of the requirements of this document.

2.2 NFPA Publications. National Fire Protection Association, 1 Batterymarch Park, Quincy, MA 02169-7471.

NFPA 10, *Standard for Portable Fire Extinguishers*, 2007 edition.

NFPA 24, *Standard for the Installation of Private Fire Service Mains and Their Appurtenances*, 2007 edition.

NFPA 31, *Standard for the Installation of Oil-Burning Equipment*, 2006 edition.

NFPA 54, *National Fuel Gas Code*, 2009 edition.

NFPA 58, *Liquefied Petroleum Gas Code*, 2008 edition.

NFPA 70®, *National Electrical Code*®, 2008 edition.

NFPA 72®, *National Fire Alarm Code*®, 2007 edition.

NFPA 82, *Standard on Incinerators and Waste and Linen Handling Systems and Equipment*, 2009 edition.

NFPA 101®, *Life Safety Code*®, 2009 edition.

NFPA 1142, *Standard on Water Supplies for Suburban and Rural Fire Fighting*, 2007 edition.

NFPA 1192, *Standard on Recreational Vehicles*, 2008 edition.

NFPA 1221, *Standard for the Installation, Maintenance, and Use of Emergency Services Communications Systems*, 2007 edition.

NFPA 5000®, *Building Construction and Safety Code*®, 2009 edition.

2.3 Other Publications.

2.3.1 AASHTO Publications. American Association of State Highway and Transportation Officials, 444 N. Capitol St. NW, Suite 249, Washington, DC 20001.

A Policy on Geometric Design of Highways and Streets, 5th edition, 2004.

2.3.2 ASME Publications. American Society of Mechanical Engineers, Three Park Avenue, New York, NY 10016-5990.

ASME Boiler and Pressure Vessel Code, 2001.

2.3.3 ASTM Publications. ASTM International, 100 Barr Harbor Drive, P.O. Box C700, West Conshohocken, PA 19428-2959.

ASTM A 254, *Standard Specification for Copper Brazed Steel Tubing*, 2002.

ASTM A 539, *Standard Specification for Electric-Resistance-Welded Coiled Steel Tubing for Gas and Fuel Oil Lines*, 1999.

ASTM B 88, *Specification for Seamless Copper Water Tube*, 1999.

ASTM B 280, *Specification for Seamless Copper Tubing for Air Conditioning and Refrigeration Field Service*, 1999.

ASTM D 2513, *Thermoplastic Gas Pressure Pipe, Tubing, and Fittings*, 2001.

ASTM D 2517, *Reinforced Epoxy Resin Gas Pressure Pipe and Fittings*, 2000.

2.3.4 AWWA Publications. American Water Works Association, 6666 W. Quincy Ave., Denver, CO 80235.

ANSI/AWWA C502, *Dry-Barrel Fire Hydrants*, 2005.

ANSI/AWWA C503, *Wet-Barrel Fire Hydrants*, 2005.

2.3.5 RVIA Publications. Recreation Vehicle Industry Association, 1896 Preston White Drive, P.O. Box 2999, Reston, VA 20191-2999.

RVIA/ANSI A119.5, *Standard for Park Trailers*, 1998.

2.3.6 UL Publications. Underwriters Laboratories Inc., 333 Pfingsten Road, Northbrook, IL 60062-2096.

UL 80, *Steel Inside Tank for Oil Burner Fuel*, 1996.

2.3.7 U.S. Government Publications. U.S. Government Printing Office, Washington, DC 20402.

Title 49, Code of Federal Regulations, Part 191, "Transportation of Natural and Other Gas by Pipeline: Annual Reports, Incident Reports, and Safety-Related Condition Reports."

Title 49, Code of Federal Regulations, Part 192, "Transportation of Natural and Other Gas by Pipeline: Minimum Federal Safety Standards."

2.3.8 Other Publications.

Merriam-Webster's Collegiate Dictionary, 11th edition, Merriam-Webster, Inc., Springfield, MA, 2003.

2.4 References for Extracts in Mandatory Sections.

NFPA 1, *Fire Code*, 2009 edition.

NFPA 501, *Standard on Manufactured Housing*, 2005 edition.

Chapter 3 Definitions

3.1 General. The definitions contained in this chapter shall apply to the terms used in this standard. Where terms are not defined in this chapter or within another chapter, they shall be defined using their ordinarily accepted meanings within the context in which they are used. *Merriam-Webster's Collegiate Dictionary*, 11th edition, shall be the source for the ordinarily accepted meaning.

3.2 NFPA Official Definitions.

3.2.1* Approved. Acceptable to the authority having jurisdiction.

3.2.2* Authority Having Jurisdiction (AHJ). An organization, office, or individual responsible for enforcing the requirements of a code or standard, or for approving equipment, materials, an installation, or a procedure.

3.2.3 Labeled. Equipment or materials to which has been attached a label, symbol, or other identifying mark of an organization that is acceptable to the authority having jurisdiction and concerned with product evaluation, that maintains periodic inspection of production of labeled equipment or materials, and by whose labeling the manufacturer indicates compliance with appropriate standards or performance in a specified manner.

3.2.4* Listed. Equipment, materials, or services included in a list published by an organization that is acceptable to the authority having jurisdiction and concerned with evaluation of products or services, that maintains periodic inspection of production of listed equipment or materials or periodic evaluation of services, and whose listing states that either the equipment, material, or service meets appropriate designated standards or has been tested and found suitable for a specified purpose.

3.2.5 Shall. Indicates a mandatory requirement.

3.2.6 Should. Indicates a recommendation or that which is advised but not required.

3.2.7 Standard. A document, the main text of which contains only mandatory provisions using the word "shall" to indicate requirements and which is in a form generally suitable for mandatory reference by another standard or code or for adoption into law. Nonmandatory provisions shall be located in an appendix or annex, footnote, or fine-print note and are not to be considered a part of the requirements of a standard.

3.3 General Definitions.

3.3.1 Awning. A shade structure, supported by posts or columns, or partially supported by a manufactured home, that is installed, erected, or used on a manufactured home site.

3.3.2 Cabana. A portable, demountable, or permanent room enclosure or other building erected or constructed for human occupancy.

3.3.3 Carport. An awning or shade structure for a vehicle or vehicles that is permitted to be either freestanding or partially supported by a manufactured home.

3.3.4 Community Building. Any nonresidential building used for manufactured home community purposes.

3.3.5 Community Management. The person or entity who owns a development or has charge, care, or control of a community (e.g., park, estate, or subdivision).

3.3.6 Community Street. A private way that affords principal means of access to abutting individual sites, homes, and buildings.

3.3.7 Habitable Room. A room or enclosed floor space arranged for living, eating, food preparation, or sleeping purposes that does not include bathrooms, toilet compartments, laundries, pantries, foyers, hallways, and other accessory floor space.

3.3.8 Manufactured Home. A structure, transportable in one or more sections, which, in the traveling mode, is 8 body-ft (2.4 m) or more in width or 40 body-ft (12.2 m) or more in length or, when erected on site, is 320 ft² (29.7 m²) or more and which is built on a permanent chassis and designed to be used as a dwelling, with or without a permanent foundation, when connected to the required utilities, and includes plumbing, heating, air-conditioning, and electrical systems contained therein; except that such terms shall include any structure which meets all the requirements of this paragraph except the size requirements and with respect to which the manufacturer voluntarily files a certification required by the regulatory agency. Calculations used to determine the number of square feet in a structure are based on the structure's exterior dimensions, measured at the longest horizontal projections when erected on site. These dimensions include all expandable rooms, cabinets, and other projections containing interior space, but do not include bay windows. [501, 2005]



3.3.8.1 New Manufactured Home. A manufactured home that has not been sold to a person/consumer for purposes other than retail sale.

3.3.9* Manufactured Home Accessory Building or Structure. A building or structure that is an addition to a manufactured home or that supplements the facilities provided in a manufactured home; it is not a self-contained, separate, habitable building or structure.

3.3.10 Manufactured Home Gas Supply Connector. A listed connector designed for connecting the manufactured home to the gas supply source.

3.3.11 Manufactured Home Site. A parcel of land for the accommodation of one manufactured home, its accessory building or structures, and accessory equipment for the exclusive use of the occupants.

3.3.12 Porch. An outside walking area having a floor that is elevated more than 203 mm (8 in.) above grade.

3.3.13 Ramada. Any freestanding roof or shade structure installed or erected above a manufactured home or any portion thereof.

Chapter 4 Fuel Supply

4.1 Fuel Supply.

4.1.1* General.

4.1.1.1 All fuel gas piping systems serving manufactured homes, accessory buildings, or structures and communities shall be designed and constructed in accordance with any applicable provisions of NFPA 54, *National Fuel Gas Code*, and NFPA 58, *Liquefied Petroleum Gas Code*.

4.1.1.2 NFPA 31, *Standard for the Installation of Oil-Burning Equipment*, shall apply to oil fuel-burning systems and shall conform to the criteria of the authority having jurisdiction.

4.1.2 Gas Supply Connections.

4.1.2.1 Gas supply connections at sites, where provided from an underground gas supply piping system, shall be located and arranged to permit attachment to a manufactured home occupying the site in a worklike manner.

4.1.2.2 For the installation of liquefied petroleum gas (LP-Gas) storage systems, the provisions of NFPA 58, *Liquefied Petroleum Gas Code*, shall be followed.

4.1.3 Location of Gas Supply Connection. The gas supply to the manufactured home shall be located within 1.22 m (4 ft) of the manufactured home stand.

Exception: The requirement of 4.1.3 shall not apply to gas supply connections for manufactured homes located on all-weather wood, concrete, or concrete block foundation systems or on foundations constructed in accordance with the local building code or, in the absence of a local code, with a recognized model building code.

4.2 Single and Multiple Manufactured Home Site Fuel Supply Systems.

4.2.1 Gas Piping Installations — Underground Gas Piping. Underground gas piping system installations shall comply with any applicable building code and 4.2.1.1 and 4.2.1.2.

4.2.1.1 Underground gas piping shall not be installed beneath that portion of a manufactured home site reserved for the location of a manufactured home or manufactured home accessory building or structure unless installed in the open-ended gastight conduit of 4.2.1.2.

4.2.1.2 The open-ended gastight conduit shall conform to the requirements in 4.2.1.2.1 through 4.2.1.2.4.

4.2.1.2.1 The conduit shall be not less than Schedule 40 pipe that is approved for underground installation beneath buildings.

4.2.1.2.2 The interior diameter of the conduit shall be not less than 12.7 mm (0.5 in.) larger than the outside diameter of the gas piping.

4.2.1.2.3 The conduit shall extend to a point not less than 102 mm (4 in.) beyond the outside wall of the manufactured home or accessory building or structure, and the outer ends shall not be sealed.

4.2.1.2.4 Where the conduit terminates within a manufactured home or accessory building or structure, it shall be accessible and the space between the conduit and the gas piping shall be sealed to prevent leakage of gas into the building.

4.2.2 Manufactured Home Site Gas Shutoff Valve. Gas shutoff valves shall conform to 4.2.2.1 through 4.2.2.4, except for manufactured homes located on foundations constructed in accordance with the local building code or, in the absence of a local code, with a recognized model building code.

4.2.2.1 Each manufactured home site shall have a listed gas shutoff valve installed upstream of the manufactured home site gas outlet.

4.2.2.2 The gas shutoff valve shall be located on the outlet riser at a height of not less than 152 mm (6 in.) above grade.

4.2.2.3 A gas shutoff valve shall not be located under any manufactured home.

4.2.2.4 The outlet shall be equipped with a cap or plug to prevent discharge of gas whenever the manufactured home site outlet is not connected to a manufactured home.

4.2.3 Gas Meters.

4.2.3.1 Support of Meters. Where installed, gas meters shall be supported by a post or bracket placed on a firm footing or other means providing equivalent support and shall not depend on the gas outlet riser for support.

4.2.3.2* Location of Meters.

4.2.3.2.1 Each gas meter shall be installed in an accessible location and shall be provided with unions or other fittings so that the meter can be removed easily and placed in an upright position.

4.2.3.2.2 Meters shall not be installed in unventilated or inaccessible locations or closer than 0.91 m (3 ft) to sources of ignition.

4.2.4 Meter Shutoff Valve or Cock.

4.2.4.1 All gas meter installations shall be provided with shutoff valves or cocks located adjacent to and on the inlet side of the meters.

4.2.4.2 In the case of a single meter installation utilizing an LP-Gas container, the container service valve shall be permitted to be used in lieu of the shutoff valve or cock.

4.2.4.3 All gas meter installations shall be provided with test tees located adjacent to and on the outlet side of the meters.

4.3 Multiple Manufactured Home Site Fuel Distribution and Supply Systems. See also Section 4.1 and Section 4.4.

4.3.1* Manufactured Home Community Natural Gas Distribution Systems. All underground metallic fuel piping systems shall comply with the cathodic protection requirements of 49 CFR 191, "Transportation of Natural and Other Gas by Pipeline: Annual Reports, Incident Reports, and Safety-Related Condition Reports," and 49 CFR 192, "Transportation of Natural and Other Gas by Pipeline: Minimum Federal Safety Standards."

4.3.2 Manufactured Home Community LP-Gas Supply Systems.

4.3.2.1 Where 10 or more customers are served by one LP-Gas supply system, the installation of the gas supply system shall be in accordance with 49 CFR 192, "Transportation of Natural and Other Gas by Pipeline: Minimum Federal Safety Standards."

4.3.2.2 Other types of liquefied petroleum gas supply systems and the storage and handling of LP-Gas shall be in accordance with NFPA 58, *Liquefied Petroleum Gas Code*. (See also 4.3.8.)

4.3.3 Installation of Cathodic Protection Systems. Where required by 49 CFR 191, "Transportation of Natural and Other Gas by Pipeline: Annual Reports, Incident Reports, and Safety-Related Condition Reports," and 49 CFR 192, "Transportation of Natural and Other Gas by Pipeline: Minimum Federal Safety Standards," cathodic protection shall be installed for corrosion control of buried or submerged metallic gas piping. (See also 4.3.6.1 and 4.3.6.2.)

4.3.4 Required Gas Supply.

4.3.4.1 The minimum hourly volume of gas required at each manufactured home site outlet or any section of the manufactured home community gas piping system shall be calculated as shown in Table 4.3.4.1.

4.3.4.2 In extreme climate areas, additional capacities other than those in Table 4.3.4.1 shall be considered.

Table 4.3.4.1 Demand Factors for Use in Calculating Gas Piping Systems in Manufactured Home Communities

Number of Manufactured Home Sites	Btu/hr per Manufactured Home Site
1	125,000
2	117,000
3	104,000
4	96,000
5	92,000
6	87,000
7	83,000
8	81,000
9	79,000
10	77,000
11–20	66,000
21–30	62,000
31–40	58,000
41–60	55,000
Over 60	50,000

For SI units, 1000 Btu/hr = 0.293 W.

4.3.5 Gas Pipe Sizing and Pressure.

4.3.5.1 The size of each section of a gas piping system shall be determined in accordance with NFPA 54, *National Fuel Gas Code*, or by other standard engineering methods acceptable to the authority having jurisdiction.

4.3.5.2 Where all connected appliances are operated at their rated capacity, the gas supply pressure shall be not less than 1743 Pa (7 in. water column). The gas supply pressure shall not exceed 3486 Pa (14 in. water column).

4.3.6 Gas Piping Materials.

4.3.6.1 Metal.

4.3.6.1.1 Metal gas pipe shall be standard weight wrought iron or steel (galvanized or black), yellow brass containing not more than 75 percent copper, or internally tinned or treated copper of iron pipe size.

4.3.6.1.2 Galvanizing shall not be considered protection against corrosion.

4.3.6.1.3 Seamless copper or steel tubing shall be permitted to be used with gases not corrosive to such material.

4.3.6.1.4 Steel tubing shall comply with ASTM A 539, *Standard Specification for Electric-Resistance-Welded Coiled Steel Tubing for Gas and Fuel Oil Lines*, or ASTM A 254, *Standard Specification for Copper Brazed Steel Tubing*.

4.3.6.1.5 Copper tubing shall comply with ASTM B 88, *Specification for Seamless Copper Water Tube* (Type K or Type L), or ASTM B 280, *Specification for Seamless Copper Tubing for Air Conditioning and Refrigeration Field Service*.

4.3.6.1.6 Copper tubing (unless tin-lined) shall not be used if the gas contains more than an average of 0.7 mg of hydrogen sulfide per 100 L of gas (0.3 grains/100 scf).

4.3.6.2 Protection Coatings for Metal Gas Piping.

4.3.6.2.1 All buried or submerged metallic gas piping shall be protected from corrosion by approved coatings or wrapping materials.

4.3.6.2.2 All gas pipe protective coatings shall be approved types, shall be machine applied, and shall conform to recognized standards.

4.3.6.2.3 Field wrapping shall provide equivalent protection and is restricted to those short sections and fittings that are necessarily stripped for threading or welding.

4.3.6.2.4 Risers shall be coated or wrapped to a point at least 152 mm (6 in.) above ground.

4.3.6.3 Plastic. Plastic piping shall only be used underground and shall meet the requirements of ASTM D 2513, *Thermoplastic Gas Pressure Pipe, Tubing, and Fittings*, or ASTM D 2517, *Reinforced Epoxy Resin Gas Pressure Pipe and Fittings*, as well as the design pressure and design limitations of 49 CFR 192, "Transportation of Natural and Other Gas by Pipeline: Minimum Federal Safety Standards," Section 192.123, "Design Limitations for Plastic Pipe," and shall otherwise conform to the installation requirements thereof.

4.3.7 Gas Piping Installations.

4.3.7.1 Minimum Burial Below Ground Level and Clearances. All gas piping installed below ground level shall have a minimum earth cover of 457 mm (18 in.) and shall be installed



with at least 305 mm (12 in.) of clearance in any direction from any other underground utility system.

4.3.7.2 Metallic Gas Piping.

4.3.7.2.1 All metallic gas piping systems shall be installed in accordance with approved plans and specifications, including provisions for cathodic protection.

4.3.7.2.2 Each cathodic protection system shall be designed and installed to conform to the provisions of 49 CFR 192, "Transportation of Natural and Other Gas by Pipeline: Minimum Federal Safety Guidelines."

4.3.7.2.3 Where the cathodic protection system is designed to protect only the gas piping system, the gas piping system shall be electrically isolated from all other underground metallic systems or installations.

4.3.7.2.4 Where only the gas piping system is cathodically protected against corrosion, a dielectric fitting shall be used in the manufactured home gas connection to insulate the manufactured home from the underground gas piping system.

4.3.7.2.5 Where a cathodic protection system is designed to provide all underground metallic systems and installations with protection against corrosion, all such systems and installations shall be electrically bonded together and protected as a whole.

4.3.7.3 Plastic Gas Piping.

4.3.7.3.1 Plastic gas piping shall be used only underground and shall be installed with an electrically conductive wire for locating the pipe.

4.3.7.3.2 The wire used to locate the plastic pipe shall be copper, not smaller in size than 18 AWG, with insulation approved for direct burial.

4.3.7.3.3 Every portion of a plastic gas piping system consisting of metallic pipe shall be cathodically protected against corrosion.

4.3.7.4 Gas Piping System Shutoff Valve. An accessible and identifiable shutoff valve controlling the flow of gas to the entire manufactured home community gas piping system shall be installed near the point of connection to the service piping or to the supply connection of an LP-Gas container.

4.3.8* LP-Gas Equipment. LP-Gas equipment shall be installed in accordance with the applicable provisions of NFPA 58, *Liquefied Petroleum Gas Code*.

4.3.9 Oil Supply. The following three methods of supplying oil to an individual manufactured home site shall be permitted:

- (1) Supply from an outside underground tank (*see 4.4.6*)
- (2) Supply from a centralized oil distribution system designed and installed in accordance with accepted engineering practices and in compliance with NFPA 31, *Standard for the Installation of Oil-Burning Equipment*
- (3) Supply from an outside aboveground tank (*see 4.4.6*)

4.3.10* Minimum Oil Supply Tank Size. Oil supply tanks shall have a minimum capacity equal to 20 percent of the average annual oil consumption.

4.3.11 Oil Supply Connections — General.

4.3.11.1 Oil supply connections at manufactured home sites, where provided from a centralized oil distribution system,

shall be located and arranged to permit attachment in a work-like manner to a manufactured home utilizing the stand.

4.3.11.2 The installation of such facilities shall meet the provisions of NFPA 31, *Standard for the Installation of Oil-Burning Equipment*, particularly Section 9.2 thereof.

4.4 Fuel Supply Systems Installation.

4.4.1* Flexible Gas Connector. Except for manufactured homes located on an all-weather wood, concrete, or concrete block foundation system or on a foundation constructed in accordance with the local building code or, in the absence of a local code, with a recognized model building code, each gas supply connector shall be listed for outside manufactured home use, shall be not more than 1.83 m (6 ft) in length, and shall have a capacity rating to supply the connected load.

4.4.2 Use of Approved Pipe and Fittings of Extension. Where it is necessary to extend a manufactured home inlet to permit connection of the 1.83 m (6 ft) listed connector to the site gas outlet, the extension shall be of approved materials of the same size as the manufactured home inlet and shall be adequately supported at no more than 1.22 m (4 ft) intervals to the manufactured home.

4.4.3* Mechanical Protection. All gas outlet risers, regulators, meters, valves, and other exposed equipment shall be protected against accidental damage.

4.4.4 Special Rules on Atmospherically Controlled Regulators.

4.4.4.1 Atmospherically controlled regulators shall be installed in such a manner that moisture cannot enter the regulator vent and accumulate above the diaphragm.

4.4.4.2 Where the regulator vent is obstructed due to snow and icing conditions, shields, hoods, or other suitable devices shall be provided to guard against closing of the vent opening.

4.4.5 Fuel Gas Piping Test. The manufactured home fuel gas piping system shall be tested only with air before it is connected to the gas supply. The manufactured home gas piping system shall be subjected to a pressure test with all appliance shutoff valves in their closed positions.

4.4.5.1 Fuel gas piping shall comply with 4.4.5.1.1 through 4.4.5.1.6.

4.4.5.1.1 The fuel gas piping test shall consist of air pressure at 2490 Pa to 3486 Pa (not less than 10 in. water column or more than 14 in. water column).

4.4.5.1.2 The fuel gas piping system shall be isolated from the air pressure source and shall maintain this pressure for not less than 10 minutes without perceptible leakage.

4.4.5.1.3 Upon satisfactory completion of the fuel gas piping test, the appliance valves shall be opened and the gas appliance connectors shall be tested with soapy water or bubble solution while under the pressure remaining in the piping system.

4.4.5.1.4 Solutions used for testing for leakage shall not contain corrosive chemicals.

4.4.5.1.5 Pressure shall be measured with a manometer, slope gauge, or gauge that is calibrated in either water mm (in.) or kPa (psi) with increments of either 2.5 mm (0.1 in.) or 0.6 kPa gauge (0.1 psi), as applicable.

4.4.5.1.6 Upon satisfactory completion of the fuel gas piping test, the manufactured home gas supply connector shall be installed and the connections shall be tested with soapy water or bubble solution.

4.4.5.2 The following warning shall be supplied to the installer:

WARNING: Do not overpressurize the fuel gas piping system. Damage to valves, regulators, and appliances can occur due to pressurization beyond the maximums specified.

4.4.5.3 Gas appliance vents shall be visually inspected to ensure that they have not been dislodged in transit and are connected securely to the appliance.

4.4.6 Oil Tanks. Oil tank capacities shall comply with the following:

- (1) No more than one 2500 L (660 gal) tank or two tanks with an aggregate capacity of 2500 L (660 gal) or less shall be connected to one oil-burning appliance.
- (2) Two supply tanks, where used, shall be cross-connected and provided with a single fill and single vent, as described in NFPA 31, *Standard for the Installation of Oil-Burning Equipment*, and shall be on a common slab and rigidly secured, one to the other.
- (3) Tanks having a capacity of 2500 L (660 gal) or less shall be securely supported by rigid, noncombustible supports to prevent settling, sliding, or lifting.

4.4.6.1* Oil supply tanks shall be installed in accordance with the applicable provisions of NFPA 31, *Standard for the Installation of Oil-Burning Equipment*.

4.4.6.2 Tank Construction.

4.4.6.2.1 A tank with a capacity no larger than 230 L (60 gal) shall be permitted to be a DOT-5 shipping container (drum), and so marked, or a tank meeting the provisions of UL 80, *Steel Inside Tank for Oil Burner Fuel*.

4.4.6.2.2 Tanks other than DOT-5 shipping containers having a capacity of not more than 2500 L (660 gal) shall meet the provisions of UL 80, *Steel Inside Tank for Oil Burner Fuel*. Pressure tanks shall be built in accordance with Section VIII, Pressure Vessels, of the ASME *Boiler and Pressure Vessel Code*.

4.4.6.3 Tanks, as described in 4.4.6 and 4.4.6.2, that are adjacent to buildings shall be located not less than 3.05 m (10 ft) from a property line that is permitted to be built upon.

4.4.6.4 Tanks with a capacity no larger than 2500 L (660 gal) shall be equipped with an open vent no smaller than 38 mm (1.5 in.) iron pipe size; tanks with a 1900 L (500 gal) or less capacity shall have a vent of 32 mm (1.25 in.) iron pipe size.

4.4.6.5* Tanks shall be provided with a means of determining the liquid level.

4.4.6.6 The fill opening shall be a size and in a location that permits filling without spillage.

4.5 Manufactured Home Accessory Building Fuel Supply Systems.

4.5.1 Fuel gas supply systems installed in a manufactured home accessory building or structure shall comply with the applicable provisions of NFPA 54, *National Fuel Gas Code*, and NFPA 58, *Liquefied Petroleum Gas Code*.

4.5.2 Fuel oil supply systems shall comply with the applicable provisions of NFPA 31, *Standard for the Installation of Oil-Burning Equipment*.

4.6 Community Building Fuel Supply Systems in Manufactured Home Communities.

4.6.1 Fuel Gas Piping and Equipment Installations.

4.6.1.1 Fuel gas piping and equipment installed within a permanent building in a manufactured home community shall comply with nationally recognized appliance and fuel gas piping codes and standards adopted by the authority having jurisdiction.

4.6.1.2 Where the state or other political subdivision does not assume jurisdiction, such fuel gas piping and equipment installations shall be designed and installed in accordance with the applicable provisions of NFPA 54, *National Fuel Gas Code*, or NFPA 58, *Liquefied Petroleum Gas Code*.

4.6.2 Oil Supply Systems.

4.6.2.1 Oil-burning equipment and installation within a manufactured home community shall be designed and constructed in accordance with the applicable codes and standards adopted by the authority having jurisdiction.

4.6.2.2 Where the state or other political subdivision does not assume jurisdiction, such installations shall be designed and constructed in accordance with the applicable provisions of NFPA 31, *Standard for the Installation of Oil-Burning Equipment*.

4.6.3 Oil-Burning Equipment and Installation.

4.6.3.1 Oil-burning equipment and installation within a building constructed in a manufactured home community in accordance with the local building code or a nationally recognized building code shall comply with nationally recognized codes and standards adopted by the authority having jurisdiction.

4.6.3.2 Where the state or other political subdivision does not assume jurisdiction, such oil-burning equipment and installations shall be designed and installed in accordance with the applicable provisions of NFPA 31, *Standard for the Installation of Oil-Burning Equipment*.

Chapter 5 Electrical System

5.1 Manufactured Home Site and Community Electrical Equipment and Installations. Sites and communities provided with electrical service shall have all electrical equipment and installations designed, constructed, and maintained in accordance with the applicable provisions of NFPA 70, *National Electrical Code*.

Chapter 6 Life Safety and Fire Safety

6.1 General. Responsibility for life safety and fire safety within manufactured home communities shall be that of the owners and operators of the community.

6.1.1 Site Plan.

6.1.1.1 Arrangement of manufactured homes and accessory buildings or structures on the site shall not restrict reasonable access to the site by emergency personnel.



6.1.1.2 Each community operator shall maintain a community site plan for review by agencies responsible for emergency services.

6.1.1.3 The site plan shall include, but not be limited to, the following information:

- (1) Street names
- (2) Site separation lines
- (3) Site numbers
- (4) Water supplies for fire protection personnel
- (5) Fire alarms
- (6) Utility disconnects

6.1.2 Each street name in the manufactured home community shall be clearly marked with signs, and each manufactured home site shall be marked for identification in a uniform manner that is clearly visible from the street serving the site.

6.2 Manufactured Home Site Fire Safety Requirements.

6.2.1 Fire Safety Separation Requirements.

6.2.1.1 Fire separation distances shall comply with local rules or regulations. In their absence, *NFPA 5000, Building Construction and Safety Code*, shall apply.

6.2.1.2 Vertical Positioning of Manufactured Homes. Manufactured homes shall not be positioned vertically, stacked with one over the other, in whole or in part, unless the structure is designed and approved for such installation and permitted by the authority having jurisdiction.

6.2.2* Marking of Underground Utility Lines.

6.2.2.1 The location of underground electrical cables, gas piping, water piping, and sewer lines that are buried within 1.2 m (4 ft) of the perimeter of the site's largest planned manufactured home shall be indicated by an aboveground sign(s) or underground marker tapes identifying the proximity of the lines.

6.2.2.2 A plot plan showing the "as built" location of underground utility lines shall be available for installations in multiple-site facilities.

6.2.3 Manufactured Home Installations.

6.2.3.1 Installation of all manufactured homes, including the installation of the support system and the connection of structural, electrical, mechanical, and plumbing systems to the site utilities or between sections in the case of multiple-section homes, shall be performed in accordance with printed installation instructions provided by the manufacturer of the home.

6.2.3.2 For installations where printed instructions by the manufacturer are not available, the installation shall be performed in a manner that satisfies the intent of this standard as determined by the authority having jurisdiction.

6.2.3.3 The design of support systems shall consider the climatic and geological conditions present at the manufactured home site.

6.2.3.4 All manufactured home utility services shall be connected to the supply sources only with approved materials.

6.2.3.5 All manufactured homes, accessory buildings, structures, and community buildings shall be located and maintained in such a manner that required egress windows or doors are not blocked.

6.3 Manufactured Home Community Buildings.

6.3.1 Construction.

6.3.1.1 Every community building shall be designed and constructed in accordance with the applicable provisions of local building codes.

6.3.1.2 Materials, fixtures, devices, fittings, and the installation of such shall conform to nationally recognized standards.

6.3.2 Incinerators and Rubbish Burning.

6.3.2.1 The burning of rubbish within a community shall not be permitted unless specifically permitted by the authority having jurisdiction.

6.3.2.2 Incinerators, where permitted by the authority having jurisdiction, shall be constructed in accordance with *NFPA 82, Standard on Incinerators and Waste and Linen Handling Systems and Equipment*.

6.3.2.3 Incinerators, where permitted by the authority having jurisdiction, shall meet the applicable standards of the environmental protection agency having jurisdiction.

6.3.3 Outdoor Hazards. All areas and individual sites within the manufactured home community shall be maintained so as to be free of dry brush, leaves, weeds, and other debris that could contribute to the spread of fire within the site or community.

6.3.4 Fire Detection and Alarm Systems.

6.3.4.1* Fire detection and alarm systems in community buildings shall be installed in accordance with *NFPA 72, National Fire Alarm Code*.

6.3.4.2 Where provided, street fire alarm services for the community shall be in accordance with *NFPA 1221, Standard for the Installation, Maintenance, and Use of Emergency Services Communications Systems*.

6.3.4.3 Where street fire alarm services are not provided, alarm procedures shall be posted as required by the local fire service.

6.3.5 Minimum Water Supply Requirements.

6.3.5.1 At a minimum, every building shall be provided with a water supply meeting the requirements of *NFPA 1142, Standard on Water Supplies for Suburban and Rural Fire Fighting*, for the purpose of fire fighting.

6.3.5.2 Private fire service mains and hydrants shall be installed to meet the requirements of *NFPA 24, Standard for the Installation of Private Fire Service Mains and Their Appurtenances*.

6.3.5.3 Threads on all fire hydrant outlets shall be American National Fire Hose Connection Screw Threads and shall be equipped with thread adapters where local fire department thread is different.

6.3.5.4 Fire hydrants shall meet the requirements of *ANSI/AWWA C502, Dry-Barrel Fire Hydrants*, or *ANSI/AWWA C503, Wet-Barrel Fire Hydrants*.

6.3.5.5 Dry fire hydrants shall meet the requirements of *NFPA 24, Standard for the Installation of Private Fire Service Mains and Their Appurtenances*.

6.3.5.6 Acceptance. The contractor or installer of water supply systems shall demonstrate by actual test that the capacity of

the water supply system will meet fire protection design requirements.

6.3.6 Manufactured Home and Community Fire Safety Requirements.

6.3.6.1 The space under manufactured homes and accessory buildings and structures shall not be used for the storage of combustible materials or for the storage or placement therein of flammable liquids, gases, or liquid or gas fuel-powered equipment. (See Annex B.)

6.3.6.2 The following emergency information shall be printed and posted in conspicuous places in the manufactured home community:

- (1) Telephone numbers for the following:
 - (a) Fire department
 - (b) Police department or sheriff's office
 - (c) Community office
 - (d) Person responsible for operation and maintenance of the manufactured home community
- (2) Locations of the following:
 - (a) Nearest fire alarm box, where available
 - (b) Nearest public telephone
 - (c) Address of the manufactured home community

6.3.6.3* Portable fire extinguishers, where required or installed, shall be of the type and size required by NFPA 10, *Standard for Portable Fire Extinguishers*.

6.3.6.4 Community Buildings.

6.3.6.4.1 The provisions of NFPA 101, *Life Safety Code*, regarding construction, protection, and occupancy features of community buildings shall be followed, as applicable, to minimize danger to life from fire, smoke, or panic.

6.3.6.4.2 Special attention shall be given to the number, size, and arrangement of exit facilities in community buildings used as places of public assembly.

6.3.6.5 Community buildings shall be provided with listed portable fire extinguishers in accordance with the applicable provisions of NFPA 10, *Standard for Portable Fire Extinguishers*.

6.4 Accessory Building or Structure Fire Safety Requirements.

6.4.1 Setback Requirements.

6.4.1.1 Accessory buildings or structures shall be permitted to be located immediately adjacent to a site line when constructed entirely of materials that do not support combustion and provided that such buildings or structures are not less than 0.9 m (3 ft) from an accessory building or structure on an adjacent site.

6.4.1.2 An accessory building or structure constructed of combustible materials shall be located no closer than 1.5 m (5 ft) from the site line of an adjoining site.

6.4.2 Exits.

6.4.2.1 Every habitable room in an accessory building or structure shall have access to at least one exterior opening suitable for exiting directly to the outside without passing through the manufactured home.

6.4.2.2 Where a building or structure encloses two doors of the manufactured home or an emergency exit window, an additional exterior door shall be installed.

6.4.2.3 The exterior door shall not be less than 0.7 m (28 in.) in width and 1.9 m (6 ft 2 in.) in height.

6.5 Access, Ingress, Egress, and Evacuation.

6.5.1 Means of access for emergency responders shall consist of roadways, fire lanes, parking lot lanes, or a combination thereof and shall be provided to all structures.

6.5.2 Roads shall be designed, constructed, and maintained to accommodate the load and turning radius of the largest apparatus typically used to respond to that location (see Figure 6.5.2).

6.5.2.1 One-way roads shall have a minimum clear width of 5.5 m (18 ft), excluding shoulders and parking. Provisions shall be made for factors that could impinge on the minimum width — for example, drainage, snow removal, parking, and utilities.

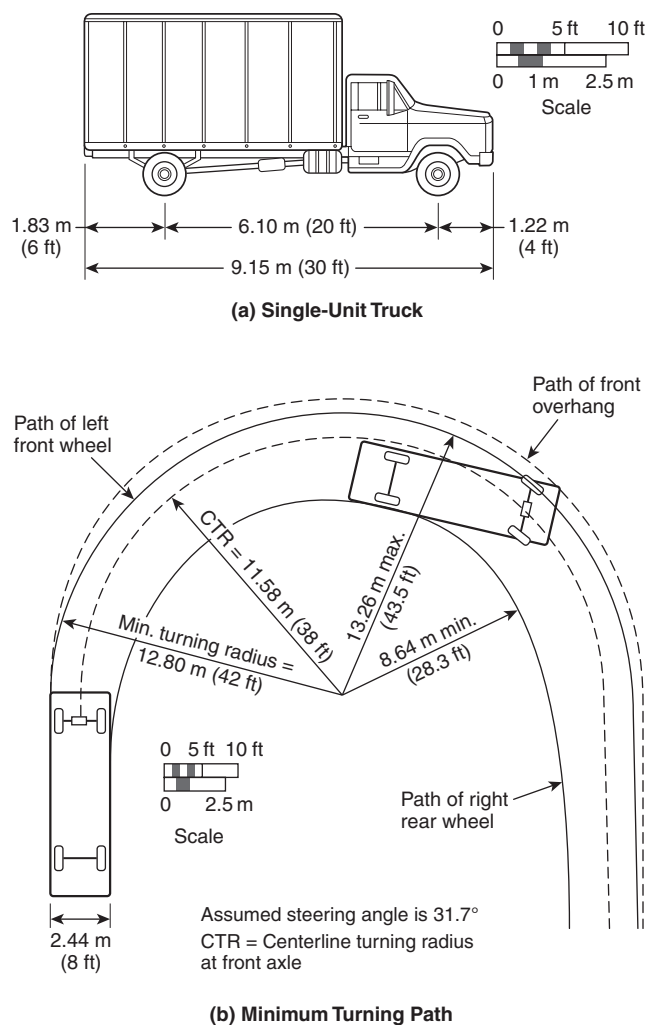


FIGURE 6.5.2 Minimum Turning Path (b) for Single-Unit Truck Design Vehicle (a). [Courtesy of American Association of State Highway and Transportation Officials (AASHTO), *A Policy on Geometric Design of Highways and Streets*.]

6.5.2.2 Turning Radius. The turning radius of a fire department access road shall be as approved by the AHJ. [1:18.2.3.4.3.1]

6.5.2.3 Dead Ends. Dead-end fire department access roads in excess of 46 m (150 ft) in length shall be provided with approved provisions for the turning around of fire apparatus no greater than every 150 m (500 ft) and at the closed end (see Figure 6.5.2.3).

6.5.3 Roads shall be designed and constructed to allow evacuation simultaneously with emergency response operations.

6.5.4 Grade.

6.5.4.1 The gradient for a fire department access road shall not exceed the maximum approved. [1:18.2.3.4.6.1]

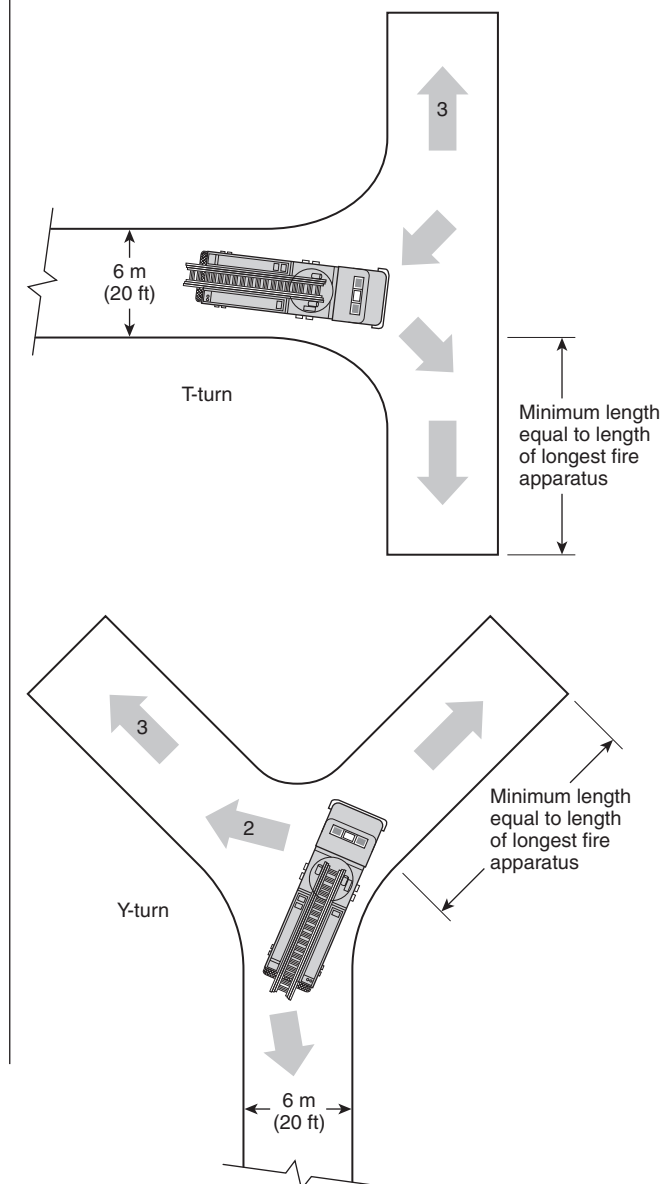


FIGURE 6.5.2.3 T-Turnaround and Y-Turnaround Arrangements.

6.5.4.2* The angle of approach and departure for any means of fire department access shall not exceed 0.3 m drop in 6 m (1 ft drop in 20 ft), or the design limitations of the fire apparatus of the fire department, and shall be subject to approval by the AHJ. [1:18.2.3.4.6.2]

6.5.5* Marking of Fire Apparatus Access Road. Where required by the AHJ, approved signs or other approved notices shall be provided and maintained to identify fire department access roads or to prohibit the obstruction thereof or both. [1:18.2.3.5.1] [See Figure 6.5.5(a) and Figure 6.5.5(b).]



FIGURE 6.5.5(a) Fire Department Access Road.

6.5.6 Bridges.

6.5.6.1 When a bridge is required to be used as part of a fire department access road, it shall be constructed and maintained in accordance with nationally recognized standards. [1:18.2.3.4.5.1]

6.5.6.2 The bridge shall be designed for a live load sufficient to carry the imposed loads of fire apparatus. [1:18.2.3.4.5.2]

6.5.6.3 Vehicle load limits shall be posted at both entrances to bridges where required by the AHJ. [1:18.2.3.4.5.3]

6.5.7 Signs.

6.5.7.1* Roads, fire service access, dwellings, and commercial structures shall be identified by a consistent identification system that provides for sequenced or patterned numbering and nonduplicated naming within each jurisdiction.

6.5.7.1.1 In cases where the AHJ is not a fire department, the fire department shall be consulted prior to the issuance of the name and/or number.

6.5.7.1.2 All letters, numbers, and symbols shall be a minimum of 102 mm (4 in.) in height, with a 12.7 mm (0.5 in.) stroke, and shall be reflectorized and contrasting with the background color of the sign.

6.5.7.1.3 Signs shall be visible from the road and mounted not less than 1.8 m (6 ft) nor more than 1.8 m to 2 m (6 ft to 8 ft) above the surface of the road, unless local conditions or existing standards prescribe otherwise.

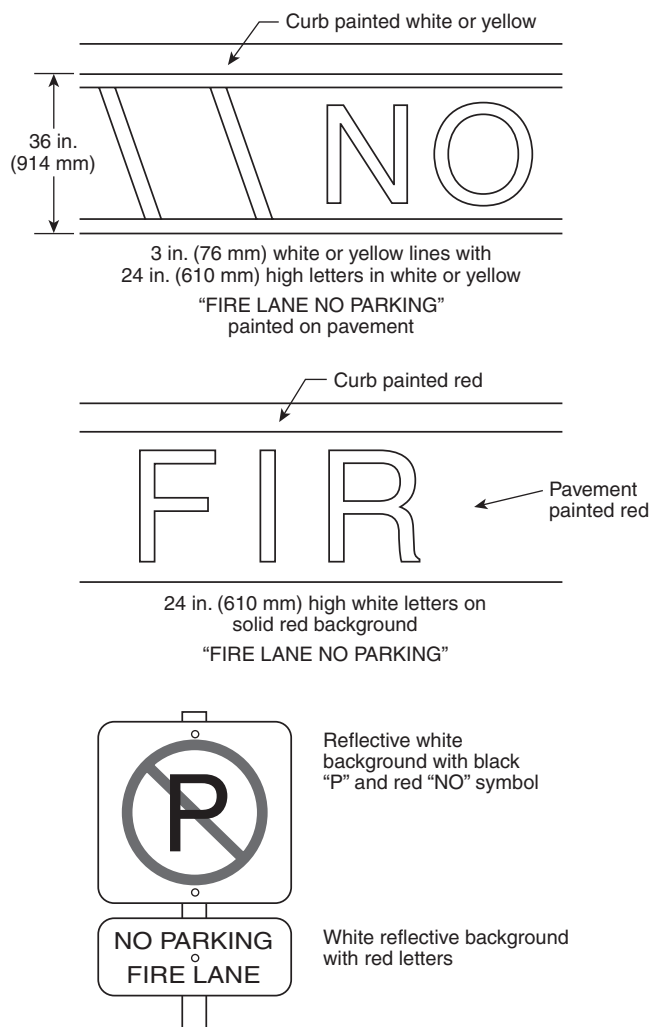


FIGURE 6.5.5(b) Examples of Fire Lane Markings.

6.5.7.1.4 Street and road name signs and supporting structures shall be of noncombustible materials.

6.5.8* Access to Structures or Areas. Provisions for access to a structure or area shall be in accordance with 6.5.8.1 through 6.5.8.3.

6.5.8.1 Access Box(es). The AHJ shall have the authority to require an access box(es) to be installed in an accessible location where access to or within a structure or area is difficult because of security. [1:18.2.2.1] (See Figure 6.5.8.1.)

6.5.8.2 Access to Gated Subdivisions or Developments. The AHJ shall have the authority to require fire department access be provided to gated subdivisions or developments through the use of an approved device or system. [1:18.2.2.2]

6.5.8.3 Access Maintenance. The owner or occupant of a structure or area, with required fire department access as specified in 6.5.8.1 or 6.5.8.2, shall notify the AHJ when the access is modified in a manner that could prevent fire department access. [1:18.2.2.3]



FIGURE 6.5.8.1 Typical Access Box.

Annex A Explanatory Material

Annex A is not a part of the requirements of this NFPA document but is included for informational purposes only. This annex contains explanatory material, numbered to correspond with the applicable text paragraphs.

A.3.2.1 Approved. The National Fire Protection Association does not approve, inspect, or certify any installations, procedures, equipment, or materials; nor does it approve or evaluate testing laboratories. In determining the acceptability of installations, procedures, equipment, or materials, the authority having jurisdiction may base acceptance on compliance with NFPA or other appropriate standards. In the absence of such standards, said authority may require evidence of proper installation, procedure, or use. The authority having jurisdiction may also refer to the listings or labeling practices of an organization that is concerned with product evaluations and is thus in a position to determine compliance with appropriate standards for the current production of listed items.

A.3.2.2 Authority Having Jurisdiction (AHJ). The phrase "authority having jurisdiction," or its acronym AHJ, is used in NFPA documents in a broad manner, since jurisdictions and approval agencies vary, as do their responsibilities. Where public safety is primary, the authority having jurisdiction may be a federal, state, local, or other regional department or individual such as a fire chief; fire marshal; chief of a fire prevention bureau, labor department, or health department; building official; electrical inspector; or others having statutory authority. For insurance purposes, an insurance inspection department, rating bureau, or other insurance company representative may be the authority having jurisdiction. In many circumstances, the property owner or his or her designated agent assumes the role of the authority having jurisdiction; at government installations, the commanding officer or departmental official may be the authority having jurisdiction.

A.3.2.4 Listed. The means for identifying listed equipment may vary for each organization concerned with product evaluation; some organizations do not recognize equipment as listed unless it is also labeled. The authority having jurisdiction should utilize the system employed by the listing organization to identify a listed product.

A.3.3.9 Manufactured Home Accessory Building or Structure. Examples include awnings, cabanas, garages, ramadas, storage structures, carports, fences, windbreaks, or porches.

A.4.1.1 Gas piping systems (e.g., natural gas, manufactured gas, LP-Gas in the vapor phase, LP-Gas-air mixtures, or mixtures of these gases) that are owned, operated, and maintained by a public utility are exempt from the provisions of this standard but are required to conform to 49 CFR 192, "Transportation of Natural and Other Gas by Pipeline: Minimum Federal Safety Standards." (See 4.3.1.)

A.4.2.3.2 Electrical service equipment for a manufactured home should not be considered a source of ignition where it is not enclosed in the same compartment with a gas meter.

A.4.3.1 The Natural Gas Pipeline Safety Act of 1979 requires that all gas distribution system operators adhere to the referenced title. Any master-metered gas distribution system that supplies a manufactured home community with gas and that, in turn, distributes the gas to the ultimate users (i.e., tenants) is defined as a gas distribution system within the context of the federal regulations. Owners of master-metered housing projects or manufactured home communities accordingly are defined as *gas distribution system operators*.

Title 49 CFR 191, "Transportation of Natural and Other Gas by Pipeline: Annual Reports, Incident Reports, and Safety-Related Condition Reports," provides requirements for the reporting of gas leaks that are not intended by the operator. The American Society of Mechanical Engineers publishes ASME B 31.8, *Guide for Gas Transmission and Distribution Piping Systems*, which contains 49 CFR 192, "Transportation of Natural and Other Gas by Pipeline: Minimum Federal Safety Standards," along with other useful technical information.

The *Handbook on Natural Gas Pipeline Safety in Residential Areas Served by Master Meters* was developed under contract for the U.S. Department of Housing and Urban Development (HUD-PDR-124) and is specifically aimed at providing "a timely and comprehensive safety guide for architects and engineers involved in the planning and design phases of multi-family projects and manufactured home parks."

A.4.3.8 NFPA 58, *Liquefied Petroleum Gas Code*, includes provisions on the following:

- (1) Location of containers
- (2) Installation of containers
- (3) Installation of container appurtenances
- (4) Regulator installations
- (5) Piping system service limitations
- (6) Installation of pipe, tubing, pipe and tubing fittings, valves, and hose
- (7) Hydrostatic relief valve installation

A.4.3.10 ICC-5 shipping containers or drums of 230 L (60 gal) are not recommended, except for areas with less than 1800 degree-days.

A.4.4.1 A flexible gas connector should be installed to provide some slack.

A.4.4.3 Such protection against accidental damage can consist of posts, fencing, or other permanent barriers.

A.4.4.6.1 The provisions of 4.4.6.1 do not apply to centralized oil distribution systems (see 4.3.11 and 4.6.2). See also NFPA 31, *Standard for the Installation of Oil-Burning Equipment*. Chapter 7 of NFPA 31 includes provisions on the design and construction of tanks, installation of underground tanks, outside

aboveground tanks no larger than 2500 L (660 gal), and location with respect to adjacent buildings and adjoining property lines.

A.4.4.6.5 Additional information can be found in NFPA 31, *Standard for the Installation of Oil-Burning Equipment*.

A.6.2.2 These requirements are intended to prevent possible damage to underground electrical cables, gas and water piping, and sewer lines caused by the use of ground anchors, the installation of skirting (underfloor enclosures), plantings, foundations for steps at access doors, and so forth.

A.6.3.4.1 See NFPA 72, *National Fire Alarm Code*, for other suitable types of fire protection signaling systems.

A.6.3.6.3 It is recommended that each building owner provide a listed portable fire extinguisher that is suitable for handling incipient fire in the building. A listed extinguisher labeled as suitable for Class A, Class B, and Class C fires (i.e., multipurpose dry chemical type) is recommended. A 19 mm (0.75 in.) nominal valved water outlet designed for connecting a 19 mm (0.75 in.) nominal female swivel hose connection for fire suppression use is recommended on each site where practical and if protected against freezing.

A.6.5.4.2 The design limits of fire department apparatus should take into account mutual aid companies and other response agencies that might respond to emergencies. [1: A.18.2.3.4.6.2]

A.6.5.5 Fire department access roads should be kept clear of obstructions such as parked vehicles, fences and other barriers, dumpsters, and excess vegetation. However, it should be understood that a severe snowstorm can make these roads temporarily inaccessible. In many parts of the country, the annual snowfall is of such magnitude that alternative arrangements such as temporary roads over the snow accumulation could be necessary. [1: A.18.2.4]

A.6.5.7.1 The United States Postal Service and regional "911" emergency services systems could have requirements for these signs. All such signs should be coordinated with 6.5.7.

A.6.5.8 Access control devices take many forms such as remote opening devices, card keys, key codes, keys, and so forth. [1: A.18.2.2]

Annex B Manufactured Home Community Action for Fire Safety

This annex is not a part of the requirements of this NFPA document but is included for informational purposes only.

B.1 Purpose. The purpose of this annex is to give fire safety guidance for the manufactured home community.

B.2 Responsibilities of the Manufactured Home Community Management. The manufactured home community management's objective should be to give information to the community's manufactured home owners/occupants and to encourage their cooperation in the protection of life and property from fire. The community management also should be responsible for instructing staff in the use of fire protection equipment and defining specific duties in the event of fire. The community management should prepare the type of material detailed in B.2.1 through B.2.5 with the cooperation of the responsible local fire protection authority.

B.2.1 How to Report a Fire. Specific instructions should be given to owners on how to report a fire and to provide the following information:

- (1) Name of manufactured home community
- (2) Location of community
- (3) Identification of the manufactured home site involved

B.2.2 Utility Services. The connecting and disconnecting of water, fuel, and electrical services should be performed only by authorized persons, as determined by community management. The names of those persons and their telephone numbers should be posted.

B.2.3 Fire-Fighting Equipment. Portable fire extinguishers and/or other fire-fighting equipment should be maintained on the premises. Full directions should be given as to the location of the nearest emergency equipment.

B.2.4 Laundry Rooms. Clothes dryers should be cleaned periodically by management to remove combustible material, including lint. A sign should be located in a conspicuous place, warning of the fire hazard in placing plastics in dryers and warning against the use of flammable liquids as cleaning agents.

B.2.5 Recreation Buildings. Management should instruct staff and community residents in the proper use of appliances located in community buildings and provide a list of these instructions near each appliance.

Annex C Responsibilities of the Manufactured Home Resident

This annex is not a part of the requirements of this NFPA document but is included for informational purposes only.

C.1 Responsibilities. The manufactured home resident should comply with all applicable requirements of this standard and should maintain his or her manufactured home site, its facilities, and its equipment in good repair and in a fire-safe condition.

C.1.1 Procedures in Case of Fire. In case of a fire in a manufactured home, the home owner should do the following in the order listed:

- (1) Get all occupants out of the home
- (2) Call the fire department or sound the alarm, with the main goal of getting professional fire fighters to the fire as promptly as possible

C.1.2 Maintenance and Testing of Manufactured Home Smoke Alarms. The manufactured home resident should maintain and routinely test smoke alarms at least once a month following the procedures recommended by the smoke alarm manufacturer. Smoke alarms should be replaced when they fail to respond to tests. Smoke alarms should not remain in service longer than 10 years from the date of installation.

C.1.3 Family Escape Plan. To assist in the escape from a manufactured home in the event of fire conditions, the home resident should develop and practice a family escape plan.

C.1.4 Fire Conditions. Home owners/occupants should assist community management in keeping the area free of fire hazards

by notifying management when unsafe conditions exist. Constant vigilance is necessary to maintain the premises free from fire at all times.

C.1.5 LP-Gas Containers. In addition to mounted LP-Gas containers, a home can have two additional vessels installed on the lot. The home can be served either by the vehicle containers or by the vessels on the lot, but not by both at the same time. LP-Gas containers should be installed in accordance with the applicable provisions of NFPA 58, *Liquefied Petroleum Gas Code*.

C.1.6 Charging of Vessels. LP-Gas vessels should be charged in accordance with the applicable provisions of NFPA 58, *Liquefied Petroleum Gas Code*.

C.1.7 Location of Vessels. LP-Gas vessels should not be stored or located inside or beneath any storage cabinet, cabana, awning, carport, ramada, home, or any other structure in a community.

C.1.8 Empty LP-Gas Containers. Owners/occupants should not place empty LP-Gas containers under their homes. If there is more than one container, empty containers should be left in place. If the manufactured home's LP-Gas supply is limited to one container and a replacement has been secured, any empty fuel container should be stored in the area designated for such storage.

C.1.9 Home Inspections. A manufactured home owner should notify the fire department if the owner wishes to have a voluntary home inspection performed.

C.1.10 Traffic Regulations. Operators of vehicles should observe the posted signs and keep all designated fire lanes and access to fire hydrants open at all times.

C.1.11 Marking. Each home site should be marked for identification. Such a marker should be easily readable from the street servicing the site.

C.2 Periodic Inspections. Periodic inspections of the enclosed space are recommended to ensure that all utility and other connections are secure and that no fire hazards exist.

Annex D Informational References

D.1 Referenced Publications. The documents or portions thereof listed in this annex are referenced within the informational sections of this standard and are not part of the requirements of this document unless also listed in Chapter 2 for other reasons.

D.1.1 NFPA Publications. National Fire Protection Association, 1 Batterymarch Park, Quincy, MA 02169-7471.

NFPA 31, *Standard for the Installation of Oil-Burning Equipment*, 2006 edition.

NFPA 58, *Liquefied Petroleum Gas Code*, 2008 edition.

NFPA 72®, *National Fire Alarm Code*®, 2007 edition.

D.1.2 Other Publications.

D.1.2.1 ASME Publications. American Society of Mechanical Engineers, Three Park Avenue, New York, NY 10016-5990.

ASME B 31.8, *Guide for Gas Transmission and Distribution Piping Systems*, 1995.



D.1.2.2 U.S. Government Publications. U.S. Government Printing Office, Washington, DC 20402.

Title 49, Code of Federal Regulations, Part 191, "Transportation of Natural and Other Gas by Pipeline: Annual Reports, Incident Reports, and Safety-Related Condition Reports."

Title 49, Code of Federal Regulations, Part 192, "Transportation of Natural and Other Gas by Pipeline: Minimum Federal Safety Standards."

HUD-PDR-124, *Handbook on Natural Gas Pipeline Safety in Residential Areas Served by Master Meters*, 1975.

D.2 Informational References.

D.2.1 ISO Publications. Insurance Services Office, Inc., Customer Service, 545 Washington Blvd., Jersey City, NJ 07310-1686.

Fire Suppression Rating Schedule, Table 340, "Calculation of Needed Fire Flow," 6th edition, 1988.

D.3 References for Extracts in Informational Sections.

NFPA 1, *Fire Code*, 2009.